

**2022**

**NEW & COMING SOON**



REFERENCE:  
**L0166**

COUNTRY OF ORIGIN: PRC

WARNINGS FOR THE USER:

Warning!

-Do not look directly into the light - it may cause damage or even loss of vision.

-Install only in specialized workshops or professional services.

- Use in open space only.

- Use in accordance to the purpose.



www.truck-kamar.pl

NEW

WORK LAMP 16XLED

PHOTO AND TECHNICAL DRAWING:





TECHNICAL SPECIFICATIONS:

MATERIAL	LED/LM QUANTITY	MOUNTING	CABLE	FUNCTION	WATT	VOLTAGE	CERTIFICATES	PACKING/WEIGHT
» Lens: PC » Housing: AL	» 16 » 1732 LM	» screw	» 250 mm	» work light » flood	» 24 W	» 12V/24V	» ECE R10	» cart. dim.: 190x80x56 mm » lamp weight: 300g » 40 pcs/bulk carton

INSTALLATION INSTRUCTIONS:

LED work lamp used to illuminate the working area in vehicles off the public roads. For proper installation and use of lights it is advisable to read the instructions to ensure personal safety and durability of the products. The device must be installed out of reach of children. The appliance must be fitted out of reach of children. If you would like to change the existing incandescent/halogen lighting on LED lighting - installation does not require to make any changes, except replacing the lamps.While installing new / additional LED lighting you must verify the current capacity of the switch to which you are going to connect the lamp. If you exceed the current carrying capacity of the switch to which you want to connect LED lighting, use an additional relay - the installation of lamps should make a professional engineer. Use in any places. The installation should be made by professional workshop of specialized service. User's manual available for download at [www.truck-kamar.pl](http://www.truck-kamar.pl). Lamps must be installed only in accordance with UNECE regulations

We reserve the right to change technical data and any errors. Photos and specifications are for reference only, and the actual product may vary slightly. Reproduction in whole or parts of the catalog without written authorization is prohibited.



REFERENCE:  
**L0167**

COUNTRY OF ORIGIN: PRC

WARNINGS FOR THE USER:

Warning!

-Do not look directly into the light - it may cause damage or even loss of vision.

-Install only in specialized workshops or professional services.

- Use in open space only.

- Use in accordance to the purpose.



www.truck-kamar.pl

NEW

WORK LAMP 10XLED

PHOTO AND TECHNICAL DRAWING:





TECHNICAL SPECIFICATIONS:

MATERIAL	LED/LM QUANTITY	MOUNTING	CABLE	FUNCTION	WATT	VOLTAGE	CERTIFICATES	PACKING/WEIGHT
» Lens: PC » Housing: AL	» 10 » 1600 LM	» screw	» 250 mm	» work light » flood	» 15 W	» 12V/24V	» ECE R10	» cart. dim.: 95x56x98 mm » lamp weight: 280g » 40 pcs/bulk carton

INSTALLATION INSTRUCTIONS:

LED work lamp used to illuminate the working area in vehicles off the public roads. For proper installation and use of lights it is advisable to read the instructions to ensure personal safety and durability of the products. The device must be installed out of reach of children. The appliance must be fitted out of reach of children. If you would like to change the existing incandescent/halogen lighting on LED lighting - installation does not require to make any changes, except replacing the lamps.While installing new / additional LED lighting you must verify the current capacity of the switch to which you are going to connect the lamp. If you exceed the current carrying capacity of the switch to which you want to connect LED lighting, use an additional relay - the installation of lamps should make a professional engineer. Use in any places. The installation should be made by professional workshop of specialized service. User's manual available for download at [www.truck-kamar.pl](http://www.truck-kamar.pl). Lamps must be installed only in accordance with UNECE regulations

We reserve the right to change technical data and any errors. Photos and specifications are for reference only, and the actual product may vary slightly. Reproduction in whole or parts of the catalog without written authorization is prohibited.







REFERENCE:  
**L0172**

COUNTRY OF ORIGIN: PRC

WARNINGS FOR THE USER:  
  

Warning!

-Do not look directly into the light - it may cause damage or even loss of vision.

-Install only in specialized workshops or professional services.

- Use in open space only.

- Use in accordance to the purpose.

www.truck-kamar.pl

WORK LAMP 18XLED

PHOTO AND TECHNICAL DRAWING:

EDGELESS DESIGN

NEW

TECHNICAL SPECIFICATIONS:

MATERIAL	LED/LM QUANTITY	MOUNTING	CABLE	FUNCTION	WATT	VOLTAGE	CERTIFICATES	PACKING/WEIGHT
» Lens: PC » Housing: AL	» 18 » 2800 LM	» screw	» 350 mm	» work light » flood » vibration protect 15G RMS 24-2000HZ	» 26 W	» 12V/24V	» ECE R10 Cispr 25 Class3 » patent edgeless design	» cart. dim.: 157x107x80 mm » lamp weight: 610g » 20 pcs/bulk carton

INSTALLATION INSTRUCTIONS:  
LED work lamp used to illuminate the working area in vehicles off the public roads. For proper installation and use of lights it is advisable to read the instructions to ensure personal safety and durability of the products. The device must be installed out of reach of children. The appliance must be fitted out of reach of children. If you would like to change the existing incandescent/halogen lighting on LED lighting - installation does not require to make any changes, except replacing the lamps.While installing new / additional LED lighting you must verify the current capacity of the switch to which you are going to connect the lamp. If you exceed the current carrying capacity of the switch to which you want to connect LED lighting, use an additional relay - the installation of lamps should make a professional engineer. Use in any places. The installation should be made by professional workshop of specialized service. User's manual available for download at www.truck-kamar.pl. Lamps must be installed only in accordance with UNECE regulations

We reserve the right to change technical data and any errors. Photos and specifications are for reference only, and the actual product may vary slightly. Reproduction in whole or parts of the catalog without written authorization is prohibited.

REFERENCE:  
**L0174**

WORK LAMP 4XLED MINI FLOOD

WARNINGS FOR THE USER:  
  

Do not look directly into the light - it may cause damage or even loss of vision.

Install only in specialized workshops or professional services.

Use in open space only.

Use in accordance to the purpose.

INSTALLATION INSTRUCTIONS:  
It should be used exclusively in accordance with intended use.  
Mount exclusively in specialized workshops.  
The connection between the lamp and vehicle's installation should be isolated with heat-shrink tube or alternatively with isolating tape to avoid getting water and moisture to the copper wire of the lamp which can damage electronic components. When it comes to lamp and plug, the plug should be mounted safely.  
Do not cut off tinned ends.  
Lamps must be installed only in accordance with UNECE regulations.

COUNTRY OF ORIGIN: PRC

www.myKAMAR.com

PHOTO AND TECHNICAL DRAWING:

NEW

TECHNICAL SPECIFICATIONS:

MATERIAL	QUANTITY LED/LM	MOUNTING	WIRE	FUNCTION	WATT	VOLTAGE	CERTIFICATES	PACKING WEIGHT
» Lens: PC » Housing: AL	» 4 » 1800 LM	» screw	» 250mm	» work light » flood	» 18W	» 12V/24V	» ECE R10	» carton dimension: 85x70x70 mm » lamp weight: 220g » 60 pcs/bulk box

INSTALLATION INSTRUCTIONS:  
It should be used exclusively in accordance with intended use.  
Mount exclusively in specialized workshops.  
The connection between the lamp and vehicle's installation should be isolated with heat-shrink tube or alternatively with isolating tape to avoid getting water and moisture to the copper wire of the lamp which can damage electronic components. When it comes to lamp and plug, the plug should be mounted safely.  
Do not cut off tinned ends.  
Lamps must be installed only in accordance with UNECE regulations.

COUNTRY OF ORIGIN: PRC

www.myKAMAR.com

REFERENCE:  
**L0173**

COUNTRY OF ORIGIN: PRC

WARNINGS FOR THE USER:  
  

Warning!

-Do not look directly into the light - it may cause damage or even loss of vision.

-Install only in specialized workshops or professional services.

- Use in open space only.

- Use in accordance to the purpose.

www.truck-kamar.pl

WORK LAMP 18XLED WITH DT CONNECTOR

PHOTO AND TECHNICAL DRAWING:

EDGELESS DESIGN

NEW

TECHNICAL SPECIFICATIONS:

MATERIAL	LED/LM QUANTITY	MOUNTING	CABLE	FUNCTION	WATT	VOLTAGE	CERTIFICATES	PACKING/WEIGHT
» Lens: PC » Housing: AL	» 18 » 2800 LM	» screw	» 380 mm with DT connector	» work light » flood » vibration protect 15G RMS 24-2000HZ	» 26 W	» 12V/24V	» ECE R10 Cispr 25 Class3 » patent edgeless design	» cart. dim.: 157x107x80 mm » lamp weight: 620g » 20 pcs/bulk carton

INSTALLATION INSTRUCTIONS:  
LED work lamp used to illuminate the working area in vehicles off the public roads. For proper installation and use of lights it is advisable to read the instructions to ensure personal safety and durability of the products. The device must be installed out of reach of children. The appliance must be fitted out of reach of children. If you would like to change the existing incandescent/halogen lighting on LED lighting - installation does not require to make any changes, except replacing the lamps.While installing new / additional LED lighting you must verify the current capacity of the switch to which you are going to connect the lamp. If you exceed the current carrying capacity of the switch to which you want to connect LED lighting, use an additional relay - the installation of lamps should make a professional engineer. Use in any places. The installation should be made by professional workshop of specialized service. User's manual available for download at www.truck-kamar.pl. Lamps must be installed only in accordance with UNECE regulations

We reserve the right to change technical data and any errors. Photos and specifications are for reference only, and the actual product may vary slightly. Reproduction in whole or parts of the catalog without written authorization is prohibited.

REFERENCE:  
**L0175**

WORK LAMP 4XLED MINI SPOT

WARNINGS FOR THE USER:  
  

Do not look directly into the light - it may cause damage or even loss of vision.

Install only in specialized workshops or professional services.

Use in open space only.

Use in accordance to the purpose.

INSTALLATION INSTRUCTIONS:  
It should be used exclusively in accordance with intended use.  
Mount exclusively in specialized workshops.  
The connection between the lamp and vehicle's installation should be isolated with heat-shrink tube or alternatively with isolating tape to avoid getting water and moisture to the copper wire of the lamp which can damage electronic components. When it comes to lamp and plug, the plug should be mounted safely.  
Do not cut off tinned ends.  
Lamps must be installed only in accordance with UNECE regulations.

COUNTRY OF ORIGIN: PRC

www.myKAMAR.com

PHOTO AND TECHNICAL DRAWING:

NEW

TECHNICAL SPECIFICATIONS:

MATERIAL	QUANTITY LED/LM	MOUNTING	WIRE	FUNCTION	WATT	VOLTAGE	CERTIFICATES	PACKING WEIGHT
» Lens: PC » Housing: AL	» 4 » 1800 LM	» screw	» 250mm	» work light » flood	» 18W	» 12V/24V	» ECE R10 » ECE R148 » ECE R149	» carton dimension: 85x70x70 mm » lamp weight: 220g » 60 pcs/bulk box

INSTALLATION INSTRUCTIONS:  
It should be used exclusively in accordance with intended use.  
Mount exclusively in specialized workshops.  
The connection between the lamp and vehicle's installation should be isolated with heat-shrink tube or alternatively with isolating tape to avoid getting water and moisture to the copper wire of the lamp which can damage electronic components. When it comes to lamp and plug, the plug should be mounted safely.  
Do not cut off tinned ends.  
Lamps must be installed only in accordance with UNECE regulations.

COUNTRY OF ORIGIN: PRC

www.myKAMAR.com



myKAMAR

REFERENCE:  
L0176

WORK LAMP 9XLED ROUND PLUS

WARNINGS FOR THE USER:

- Do not look directly into the light - it may cause damage or even loss of vision.
- Install only in specialized workshops or professional services.
- Use in open space only.
- Use in accordance to the purpose.

INSTALLATION INSTRUCTIONS:

- It should be used exclusively in accordance with intended use.
- Mount exclusively in specialized workshops.
- The connection between the lamp and vehicle's installation should be isolated with heat-shrink tube or alternatively with isolating tape to avoid getting water and moisture to the copper wire of the lamp which can damage electronic components. When it comes to lamp and plug, the plug should be mounted safely.
- Do not cut off tinned ends.
- Lamps must be installed only in accordance with UNECE regulations.

COUNTRY OF ORIGIN: PRC

TRUCK LED

T

www.myKAMAR.com

PHOTO AND TECHNICAL DRAWING:

TECHNICAL SPECIFICATIONS:

MATERIAL	QUANTITY LED/LM	MOUNTING	WIRE	FUNCTION	WATT	VOLTAGE	CERTYFICATES	PACKING WEIGHT
» Lens: PC » Housing: AL	» 9 » 1133 LM	» screw	» 250mm	» work light » flood	» 20W	» 12V/24V	» ECE R10	» carton dimension: 119x65x148 mm » lamp weight: 290g » 20 pcs/bulk box

We reserve the right to change technical data and any errors. Photos and specifications are for reference only, and the actual product may vary slightly. Reproduction in whole or parts of the catalog without written authorization is prohibited.

myKAMAR

REFERENCE:  
L0178

WORK LAMP 16XLED SQUARE PLUS

WARNINGS FOR THE USER:

- Do not look directly into the light - it may cause damage or even loss of vision.
- Install only in specialized workshops or professional services.
- Use in open space only.
- Use in accordance to the purpose.

INSTALLATION INSTRUCTIONS:

- It should be used exclusively in accordance with intended use.
- Mount exclusively in specialized workshops.
- The connection between the lamp and vehicle's installation should be isolated with heat-shrink tube or alternatively with isolating tape to avoid getting water and moisture to the copper wire of the lamp which can damage electronic components. When it comes to lamp and plug, the plug should be mounted safely.
- Do not cut off tinned ends.
- Lamps must be installed only in accordance with UNECE regulations.

COUNTRY OF ORIGIN: PRC

TRUCK LED

T

www.myKAMAR.com

PHOTO AND TECHNICAL DRAWING:

TECHNICAL SPECIFICATIONS:

MATERIAL	QUANTITY LED/LM	MOUNTING	WIRE	FUNCTION	WATT	VOLTAGE	CERTYFICATES	PACKING WEIGHT
» Lens: PC » Housing: AL	» 16 » 1711 LM	» screw	» 250mm	» work light » flood	» 25W	» 12V/24V	» ECE R10	» carton dimension: 119x65x148 mm » lamp weight: 315g » 20 pcs/bulk box

We reserve the right to change technical data and any errors. Photos and specifications are for reference only, and the actual product may vary slightly. Reproduction in whole or parts of the catalog without written authorization is prohibited.

myKAMAR

REFERENCE:  
L0177

WORK LAMP 9XLED SQUARE PLUS

WARNINGS FOR THE USER:

- Do not look directly into the light - it may cause damage or even loss of vision.
- Install only in specialized workshops or professional services.
- Use in open space only.
- Use in accordance to the purpose.

INSTALLATION INSTRUCTIONS:

- It should be used exclusively in accordance with intended use.
- Mount exclusively in specialized workshops.
- The connection between the lamp and vehicle's installation should be isolated with heat-shrink tube or alternatively with isolating tape to avoid getting water and moisture to the copper wire of the lamp which can damage electronic components. When it comes to lamp and plug, the plug should be mounted safely.
- Do not cut off tinned ends.
- Lamps must be installed only in accordance with UNECE regulations.

COUNTRY OF ORIGIN: PRC

TRUCK LED

T

www.myKAMAR.com

PHOTO AND TECHNICAL DRAWING:

TECHNICAL SPECIFICATIONS:

MATERIAL	QUANTITY LED/LM	MOUNTING	WIRE	FUNCTION	WATT	VOLTAGE	CERTYFICATES	PACKING WEIGHT
» Lens: PC » Housing: AL	» 9 » 1133 LM	» screw	» 250mm	» work light » flood	» 20W	» 12V/24V	» ECE R10	» carton dimension: 119x65x148 mm » lamp weight: 290g » 20 pcs/bulk box

We reserve the right to change technical data and any errors. Photos and specifications are for reference only, and the actual product may vary slightly. Reproduction in whole or parts of the catalog without written authorization is prohibited.

myKAMAR

REFERENCE:  
L0179

WORK LAMP 3XLED TRIANGLE

WARNINGS FOR THE USER:

- Do not look directly into the light - it may cause damage or even loss of vision.
- Install only in specialized workshops or professional services.
- Use in open space only.
- Use in accordance to the purpose.

INSTALLATION INSTRUCTIONS:

- It should be used exclusively in accordance with intended use.
- Mount exclusively in specialized workshops.
- The connection between the lamp and vehicle's installation should be isolated with heat-shrink tube or alternatively with isolating tape to avoid getting water and moisture to the copper wire of the lamp which can damage electronic components. When it comes to lamp and plug, the plug should be mounted safely.
- Do not cut off tinned ends.
- Lamps must be installed only in accordance with UNECE regulations.

COUNTRY OF ORIGIN: PRC

TRUCK LED

T

www.myKAMAR.com

PHOTO AND TECHNICAL DRAWING:

TECHNICAL SPECIFICATIONS:

MATERIAL	QUANTITY LED/LM	MOUNTING	WIRE	FUNCTION	WATT	VOLTAGE	CERTYFICATES	PACKING WEIGHT
» Lens: PC » Housing: AL	» 3 » 911 LM	» screw	» 250mm	» work light » flood	» 9W	» 12V/24V	» ECE R10	» carton dimension: 85x70x70 mm » lamp weight: 220g » 60 pcs/bulk box

We reserve the right to change technical data and any errors. Photos and specifications are for reference only, and the actual product may vary slightly. Reproduction in whole or parts of the catalog without written authorization is prohibited.















REFERENCE:  
**L3421**

COUNTRY OF ORIGIN: PRC

WARNINGS FOR THE USER:

Warning!

-Do not look directly into the light - it may cause damage or even loss of vision.

-Install only in specialized workshops or professional services.

- Use in open space only.

- Use in accordance to the purpose.

www.truck-kamar.pl

HEAD LAMP LED + LINE POSITION LED 12/24V  
WITH DT CONNECTOR

PHOTO AND TECHNICAL DRAWING:

NEW

TECHNICAL SPECIFICATIONS:

MATERIAL	QUANTITY LED/LM	MOUNTING	WIRE	FUNCTION	WATT	VOLTAGE	CERTIFICATES	PACKING/ WEIGHT
» Lens: PC » Housing: AL	» 10 + 36 » 5730 LM » 16 LM	» screw	» 250mm with DT connector	» line position » driving light	» 10W » 65W	» 12V/24V	» ECE R10 » ECE R148 » ECE R149	» cart. dim: 65x110x68 mm » lampy weight: 2260g » 8 pcs/bulk box

INSTALLATION INSTRUCTIONS:

- It should be used exclusively in accordance with intended use.
- Mount exclusively in specialized workshops.
- The connection between the lamp and vehicle's installation should be isolated with heat-shrink tube, or, alternatively, with isolating tape, to avoid getting water and moisture to the copper wire of the lamp, which can damage electronic components. When it comes to lamp and plug, the plug should be mounted safely.
- Do not cut off tinned ends.
- Lamps must be installed only in accordance with UNECE regulations

We reserve the right to change technical data and any errors. Photos and specifications are for reference only, and the actual product may vary slightly. Reproduction in whole or parts of the catalog without written authorization is prohibited.

REFERENCE:  
**L3422**

COUNTRY OF ORIGIN: PRC

WARNINGS FOR THE USER:

Warning!

-Do not look directly into the light - it may cause damage or even loss of vision.

-Install only in specialized workshops or professional services.

- Use in open space only.

- Use in accordance to the purpose.

www.truck-kamar.pl

HEAD LAMP BEZEL-LESS + STRIP POSITION LED

PHOTO AND TECHNICAL DRAWING:

NEW

TECHNICAL SPECIFICATIONS:

MATERIAL	QUANTITY LED/LM	MOUNTING	WIRE	FUNCTION	WATT	VOLTAGE	CERTIFICATES	PACKING/ WEIGHT
» Lens: PC » Housing: AL	» 6 + 6 » 2200 LM	» screw	» 300mm	» line position » driving light	» 3W » 25W	» 12V/24V	» ECE R10 » ECE R148 » ECE R149	» cart. dim: 142x155x114 mm » lampy weight: 530g » 20 pcs/bulk box

INSTALLATION INSTRUCTIONS:

- It should be used exclusively in accordance with intended use.
- Mount exclusively in specialized workshops.
- The connection between the lamp and vehicle's installation should be isolated with heat-shrink tube, or, alternatively, with isolating tape, to avoid getting water and moisture to the copper wire of the lamp, which can damage electronic components. When it comes to lamp and plug, the plug should be mounted safely.
- Do not cut off tinned ends.
- Lamps must be installed only in accordance with UNECE regulations

We reserve the right to change technical data and any errors. Photos and specifications are for reference only, and the actual product may vary slightly. Reproduction in whole or parts of the catalog without written authorization is prohibited.

REFERENCE:  
**L3424**

HEAD LAMP LED + LINE POSITION  
LED 12/24V WITH DT CONNECTOR

WARNINGS FOR THE USER:

- Do not look directly into the light - it may cause damage or even loss of vision.
- Install only in specialized workshops or professional services.
- Use in open space only.
- Use in accordance to the purpose.

INSTALLATION INSTRUCTIONS:

- It should be used exclusively in accordance with intended use.
- Mount exclusively in specialized workshops.
- The connection between the lamp and vehicle's installation should be isolated with heat-shrink tube or alternatively with isolating tape to avoid getting water and moisture to the copper wire of the lamp which can damage electronic components. When it comes to lamp and plug, the plug should be mounted safely.
- Do not cut off tinned ends.
- Lamps must be installed only in accordance with UNECE regulations.

COUNTRY OF ORIGIN: PRC

www.myKAMAR.com

PHOTO AND TECHNICAL DRAWING:

NEW

TECHNICAL SPECIFICATIONS:

MATERIAL	QUANTITY LED/LM	MOUNTING	WIRE	FUNCTION	WATT	VOLTAGE	CERTIFICATES	PACKING WEIGHT
» Lens: PC » Housing: AL	» 6 + 21 » 3810 LM » 10 LM	» screw	» 300mm with DT connector	» line position » driving light	» 8W » 42W	» 12V/24V	» ECE R10 » ECE R148 » ECE R149	» carton dimension: 462x110x68 mm » lamp weight: 1600g » 8 pcs/bulk box

INSTALLATION INSTRUCTIONS:

- It should be used exclusively in accordance with intended use.
- Mount exclusively in specialized workshops.
- The connection between the lamp and vehicle's installation should be isolated with heat-shrink tube or alternatively with isolating tape to avoid getting water and moisture to the copper wire of the lamp which can damage electronic components. When it comes to lamp and plug, the plug should be mounted safely.
- Do not cut off tinned ends.
- Lamps must be installed only in accordance with UNECE regulations.

We reserve the right to change technical data and any errors. Photos and specifications are for reference only, and the actual product may vary slightly. Reproduction in whole or parts of the catalog without written authorization is prohibited.

REFERENCE:  
**L3423**

HEAD LAMP BEZEL-LESS LONG  
12/24V LED WITH DT CONNECTOR

WARNINGS FOR THE USER:

- Do not look directly into the light - it may cause damage or even loss of vision.
- Install only in specialized workshops or professional services.
- Use in open space only.
- Use in accordance to the purpose.

INSTALLATION INSTRUCTIONS:

- It should be used exclusively in accordance with intended use.
- Mount exclusively in specialized workshops.
- The connection between the lamp and vehicle's installation should be isolated with heat-shrink tube or alternatively with isolating tape to avoid getting water and moisture to the copper wire of the lamp which can damage electronic components. When it comes to lamp and plug, the plug should be mounted safely.
- Do not cut off tinned ends.
- Lamps must be installed only in accordance with UNECE regulations.

COUNTRY OF ORIGIN: PRC

www.myKAMAR.com

PHOTO AND TECHNICAL DRAWING:

NEW

TECHNICAL SPECIFICATIONS:

MATERIAL	QUANTITY LED/LM	MOUNTING	WIRE	FUNCTION	WATT	VOLTAGE	CERTIFICATES	PACKING WEIGHT
» Lens: PC » Housing: AL	» 24 + 48 » 7927 LM	» screw	» 300mm with DT connector	» line position » driving light	» 11W » 95W	» 12V/24V	» ECE R10 » ECE R148 » ECE R149	» carton dimension: 657x111x93 mm » lamp weight: 2000g » 4 pcs/bulk box

INSTALLATION INSTRUCTIONS:

- It should be used exclusively in accordance with intended use.
- Mount exclusively in specialized workshops.
- The connection between the lamp and vehicle's installation should be isolated with heat-shrink tube or alternatively with isolating tape to avoid getting water and moisture to the copper wire of the lamp which can damage electronic components. When it comes to lamp and plug, the plug should be mounted safely.
- Do not cut off tinned ends.
- Lamps must be installed only in accordance with UNECE regulations.

We reserve the right to change technical data and any errors. Photos and specifications are for reference only, and the actual product may vary slightly. Reproduction in whole or parts of the catalog without written authorization is prohibited.

myKAMAR

REFERENCE:  
L0064

LED WORKING LAMP CUBE

WARNINGS FOR THE USER:

- Do not look directly into the light - it may cause damage or even loss of vision.
- Install only in specialized workshops or professional services.
- Use in open space only.
- Use in accordance to the purpose.

INSTALLATION INSTRUCTIONS:


- It should be used exclusively in accordance with intended use.
- Mount exclusively in specialized workshops.
- The connection between the lamp and vehicle's installation should be isolated with heat-shrink tube or alternatively with isolating tape to avoid getting water and moisture to the copper wire of the lamp which can damage electronic components. When it comes to lamp and plug, the plug should be mounted safely.
- Do not cut off tinned ends.
- Lamps must be installed only in accordance with UNECE regulations.

TRUCK LED

www.myKAMAR.com

COMING SOON

PHOTO AND TECHNICAL DRAWING:



TECHNICAL SPECIFICATIONS:								
MATERIAL	QUANTITY LED/LM	MOUNTING	WIRE	FUNCTION	WATT	VOLTAGE	CERTIFICATES	PACKING WEIGHT
» Lens: PC » Housing: AL	» 12 » 1440 LM	» screw	» 300mm	» work light » flood	» 25W	» 12V/24V	» ECE R10	» carton dimension: 100x90x90 mm » lamp weight: 418g » 40 pcs/bulk box

We reserve the right to change technical data and any errors. Photos and specifications are for reference only, and the actual product may vary slightly. Reproduction in whole or parts of the catalog without written authorization is prohibited.

myKAMAR

REFERENCE:  
L0180

WORK LAMP 6XLED 12/24V

WARNINGS FOR THE USER:

- Do not look directly into the light - it may cause damage or even loss of vision.
- Install only in specialized workshops or professional services.
- Use in open space only.
- Use in accordance to the purpose.

INSTALLATION INSTRUCTIONS:

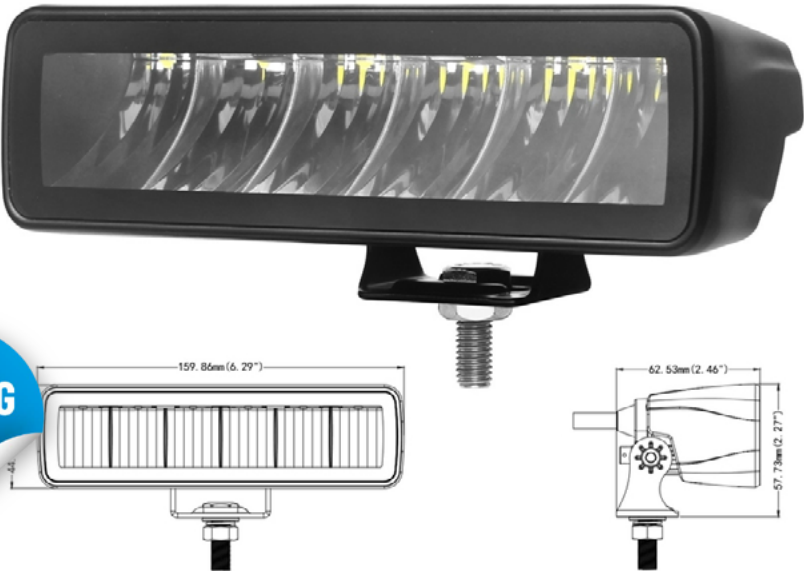
- It should be used exclusively in accordance with intended use.
- Mount exclusively in specialized workshops.
- The connection between the lamp and vehicle's installation should be isolated with heat-shrink tube or alternatively with isolating tape to avoid getting water and moisture to the copper wire of the lamp which can damage electronic components. When it comes to lamp and plug, the plug should be mounted safely.
- Do not cut off tinned ends.
- Lamps must be installed only in accordance with UNECE regulations.

TRUCK LED

www.myKAMAR.com

COMING SOON

PHOTO AND TECHNICAL DRAWING:



TECHNICAL SPECIFICATIONS:								
MATERIAL	QUANTITY LED/LM	MOUNTING	WIRE	FUNCTION	WATT	VOLTAGE	CERTIFICATES	PACKING WEIGHT
» Lens: PC » Housing: AL	» 6 » 1200 LM	» screw	» 250mm	» work light » spot	» 18W	» 12V/24V	» ECE R10	» carton dimension: 196x78x52 mm » lamp weight: 1050g » 20 pcs/bulk box

We reserve the right to change technical data and any errors. Photos and specifications are for reference only, and the actual product may vary slightly. Reproduction in whole or parts of the catalog without written authorization is prohibited.



myKAMAR

REFERENCE:  
LB0098

PANEL LED BEZEL-LESS 36+72  
LED STRIPE + DT CONNECTOR

**WARNINGS FOR THE USER:**

- Do not look directly into the light - it may cause damage or even loss of vision.
- Install only in specialized workshops or professional services.
- Use in open space only.
- Use in accordance to the purpose.


**INSTALLATION INSTRUCTIONS:**

- It should be used exclusively in accordance with intended use.
- Mount exclusively in specialized workshops.
- The connection between the lamp and vehicle's installation should be isolated with heat-shrink tube or alternatively with isolating tape to avoid getting water and moisture to the copper wire of the lamp which can damage electronic components. When it comes to lamp and plug, the plug should be mounted safely.
- Do not cut off tinned ends.
- Lamps must be installed only in accordance with UNECE regulations.




www.myKAMAR.com

**PHOTO AND TECHNICAL DRAWING:**



COMING SOON



**TECHNICAL SPECIFICATIONS:**

MATERIAL	QUANTITY LED/LM	MOUNTING	WIRE	FUNCTION	WATT	VOLTAGE	CERTYFICATES	PACKING WEIGHT
• Lens: PC • Housing: AL	• 36+72 • 612 LM • 12212 LM	• screws • 2 types	• 250mm • DT connector	• work light • combo • LED stripe White + Amber	• 13W • 140W	• 12V/24V	• ECE R10	• carton dimension: 920x111x93 mm • lamp weight: 4000g • 4 pcs/bulk box

We reserve the right to change technical data and any errors. Photos and specifications are for reference only, and the actual product may vary slightly. Reproduction in whole or parts of the catalog without written authorization is prohibited.

KAMAR

REFERENCE:  
LB0062-2

WIRE HARDNESS FOR WORK  
LAMPS 2X2,5M 12V

COMING SOON

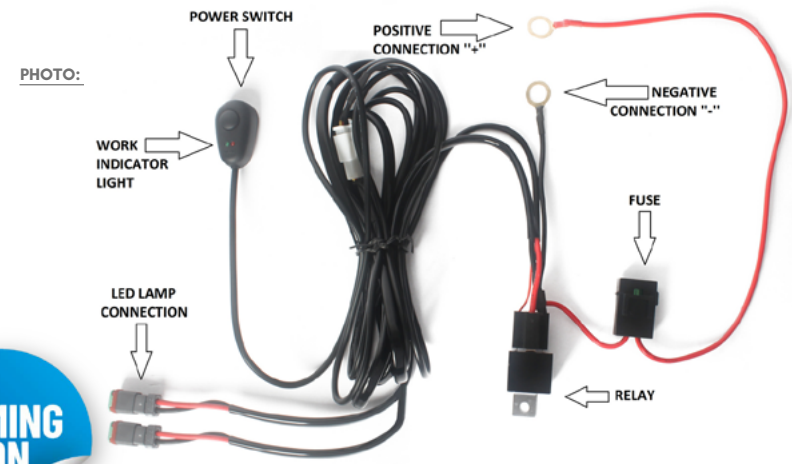
**WARNINGS FOR THE USER:**

Warning!

- Install only in specialized workshops or professional services.
- Use in accordance to the purpose.



www.truck-kamar.pl



**TECHNICAL SPECIFICATIONS:**

CABLE	WATT	VOLTAGE	RELAY	FUSE	PACKING/WEIGHT
• 2x2500mm	• maximum lamp power 120W	• 12V	• 40A	• 30A	• cart. dim.: 100x100x100 mm • lamp weight: 250g • 50 pcs/bulk carton



**INSTALLATION INSTRUCTIONS:**

For proper installation and use of lights it is advisable to read the instructions to ensure personal safety and durability of the products. The device must be installed out of reach of children. The appliance must be fitted out of reach of children. If you would like to change the existing incandescent/halogen lighting on LED lighting - installation does not require to make any changes, except replacing the lamps. While installing new / additional LED lighting you must verify the current capacity of the switch to which you are going to connect the lamp. If you exceed the current carrying capacity of the switch to which you want to connect LED lighting, use an additional relay - the installation of lamps should make a professional engineer. The installation should be made by professional workshop of specialized service. User's manual available for download at [www.truck-kamar.pl](http://www.truck-kamar.pl). Goods must be installed only in accordance with UNECE regulations.

We reserve the right to change technical data and any errors. Photos and specifications are for reference only, and the actual product may vary slightly. Reproduction in whole or parts of the catalog without written authorization is prohibited.

myKAMAR

REFERENCE:  
LB0099

PANEL LED BEZEL-LESS 48+96  
LED STRIPE+ DT CONNECTOR

**WARNINGS FOR THE USER:**

- Do not look directly into the light - it may cause damage or even loss of vision.
- Install only in specialized workshops or professional services.
- Use in open space only.
- Use in accordance to the purpose.


**INSTALLATION INSTRUCTIONS:**

- It should be used exclusively in accordance with intended use.
- Mount exclusively in specialized workshops.
- The connection between the lamp and vehicle's installation should be isolated with heat-shrink tube or alternatively with isolating tape to avoid getting water and moisture to the copper wire of the lamp which can damage electronic components. When it comes to lamp and plug, the plug should be mounted safely.
- Do not cut off tinned ends.
- Lamps must be installed only in accordance with UNECE regulations.

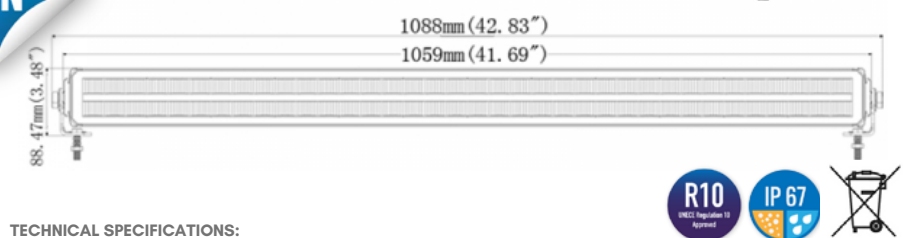


www.myKAMAR.com

**PHOTO AND TECHNICAL DRAWING:**



COMING SOON



**TECHNICAL SPECIFICATIONS:**

MATERIAL	QUANTITY LED/LM	MOUNTING	WIRE	FUNCTION	WATT	VOLTAGE	CERTYFICATES	PACKING WEIGHT
• Lens: PC • Housing: AL	• 48+96 • 700 LM • 15000 LM	• screws • 2 types	• 250mm • DT connector	• work light • combo • LED stripe White + Amber	• 15W • 180W	• 12V/24V	• ECE R10	• carton dimension: 1100x111x93 mm • lamp weight: 5250g • 4 pcs/bulk box

We reserve the right to change technical data and any errors. Photos and specifications are for reference only, and the actual product may vary slightly. Reproduction in whole or parts of the catalog without written authorization is prohibited.

myKAMAR

REFERENCE:  
L1953

REAR COMBINATION LAMP  
KMR7 140LED 12/24V LEFT

**WARNINGS FOR THE USER:**

- Do not look directly into the light - it may cause damage or even loss of vision.
- Install only in specialized workshops or professional services.
- Use in open space only.
- Use in accordance to the purpose.

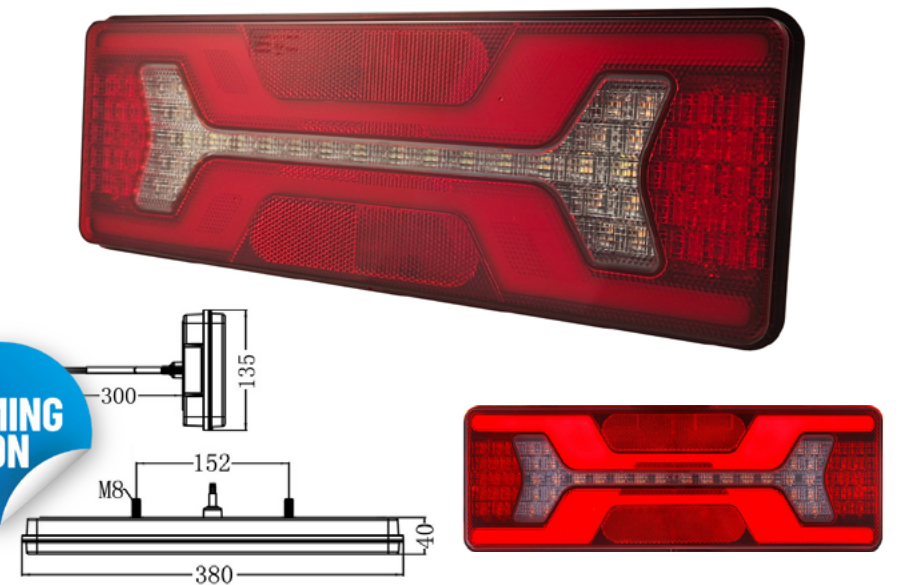
**INSTALLATION INSTRUCTIONS:**

- It should be used exclusively in accordance with intended use.
- Mount exclusively in specialized workshops.
- The connection between the lamp and vehicle's installation should be isolated with heat-shrink tube or alternatively with isolating tape to avoid getting water and moisture to the copper wire of the lamp which can damage electronic components. When it comes to lamp and plug, the plug should be mounted safely.
- Do not cut off tinned ends.
- Lamps must be installed only in accordance with UNECE regulations.



www.myKAMAR.com

**PHOTO AND TECHNICAL DRAWING:**



COMING SOON

**TECHNICAL SPECIFICATIONS:**

MATERIAL	QUANTITY LED/LM	MOUNTING	WIRE	FUNCTION	WATT	VOLTAGE	CERTYFICATES	PACKING WEIGHT
• Lens: PMMA • Housing: ABS+PC	• 140	• screws	• 300mm	• Tail • Stop • Indicator • Fog • Reverse • Reflex	• 3W • 1,5W • 22W • 5W • 3W	• 12V/24V	• ECE R10 • ECE R148 • ECE R150	• carton dimension: 390x150x70 mm • lamp weight: 846g • 12 pcs/bulk box

We reserve the right to change technical data and any errors. Photos and specifications are for reference only, and the actual product may vary slightly. Reproduction in whole or parts of the catalog without written authorization is prohibited.



# myKAMAR

REFERENCE:  
**L1954**

## REAR COMBINATION LAMP KMR7 140LED 12/24V RIGHT

### WARNINGS FOR THE USER:

- Do not look directly into the light - it may cause damage or even loss of vision.
- Install only in specialized workshops or professional services.
- Use in open space only.
- Use in accordance to the purpose.

### INSTALLATION INSTRUCTIONS:

- It should be used exclusively in accordance with intended use.
- Mount exclusively in specialized workshops.
- The connection between the lamp and vehicle's installation should be isolated with heat-shrink tube or alternatively with isolating tape to avoid getting water and moisture to the copper wire of the lamp which can damage electronic components. When it comes to lamp and plug, the plug should be mounted safely.
- Do not cut off tinned ends.
- Lamps must be installed only in accordance with UNECE regulations.

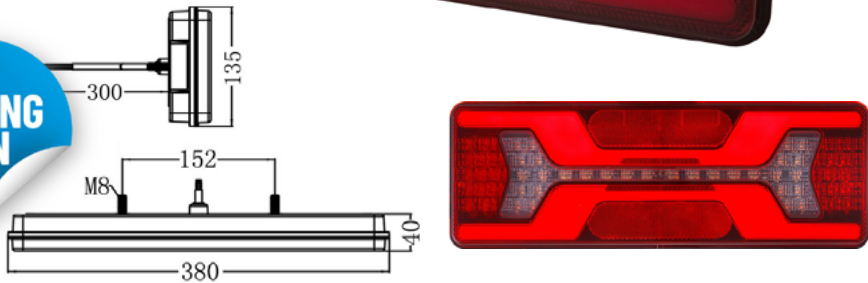


www.myKAMAR.com

### PHOTO AND TECHNICAL DRAWING:



COMING SOON



### TECHNICAL SPECIFICATIONS:

MATERIAL	QUANTITY LED/LM	MOUNTING	WIRE	FUNCTION	WATT	VOLTAGE	CERTYFICATES	PACKING WEIGHT
» Lens: PMMA » Housing: ABS+PC	» 140	» screws	» 300mm	» Tail » Stop » Indicator » Fog » Reverse » Reflex	» 3W » 1,5W » 22W » 5W » 3W	» 12V/24V	» ECE R10 » ECE R148 » ECE R150	» carton dimension: 390x150x70 mm » lamp weight: 846g » 12 pcs/bulk box

We reserve the right to change technical data and any errors. Photos and specifications are for reference only, and the actual product may vary slightly. Reproduction in whole or parts of the catalog without written authorization is prohibited.

# myKAMAR

REFERENCE:  
**L1956**

## REAR LAMP KMR7 140LED 12/24V WITH TRIANGLE RIGHT

### WARNINGS FOR THE USER:

- Do not look directly into the light - it may cause damage or even loss of vision.
- Install only in specialized workshops or professional services.
- Use in open space only.
- Use in accordance to the purpose.

### INSTALLATION INSTRUCTIONS:

- It should be used exclusively in accordance with intended use.
- Mount exclusively in specialized workshops.
- The connection between the lamp and vehicle's installation should be isolated with heat-shrink tube or alternatively with isolating tape to avoid getting water and moisture to the copper wire of the lamp which can damage electronic components. When it comes to lamp and plug, the plug should be mounted safely.
- Do not cut off tinned ends.
- Lamps must be installed only in accordance with UNECE regulations.

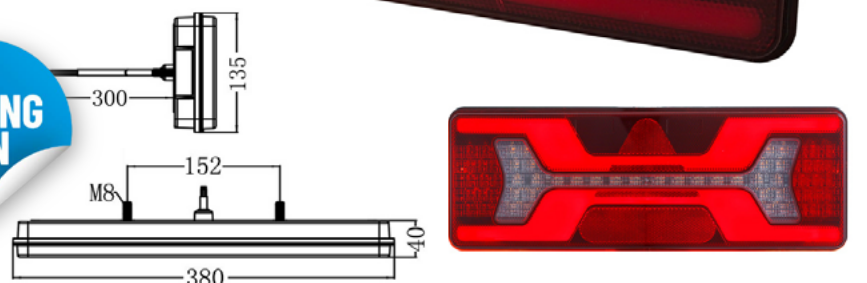


www.myKAMAR.com

### PHOTO AND TECHNICAL DRAWING:



COMING SOON



### TECHNICAL SPECIFICATIONS:

MATERIAL	QUANTITY LED/LM	MOUNTING	WIRE	FUNCTION	WATT	VOLTAGE	CERTYFICATES	PACKING WEIGHT
» Lens: PMMA » Housing: ABS+PC	» 140	» screws	» 300mm	» Tail » Stop » Indicator » Fog » Reverse » Reflex	» 3W » 1,5W » 22W » 5W » 3W	» 12V/24V	» ECE R10 » ECE R148 » ECE R150	» carton dimension: 390x150x70 mm » lamp weight: 846g » 12 pcs/bulk box

We reserve the right to change technical data and any errors. Photos and specifications are for reference only, and the actual product may vary slightly. Reproduction in whole or parts of the catalog without written authorization is prohibited.

# myKAMAR

REFERENCE:  
**L1955**

## REAR LAMP KMR7 140LED 12/24V WITH TRIANGLE LEFT

### WARNINGS FOR THE USER:

- Do not look directly into the light - it may cause damage or even loss of vision.
- Install only in specialized workshops or professional services.
- Use in open space only.
- Use in accordance to the purpose.

### INSTALLATION INSTRUCTIONS:

- It should be used exclusively in accordance with intended use.
- Mount exclusively in specialized workshops.
- The connection between the lamp and vehicle's installation should be isolated with heat-shrink tube or alternatively with isolating tape to avoid getting water and moisture to the copper wire of the lamp which can damage electronic components. When it comes to lamp and plug, the plug should be mounted safely.
- Do not cut off tinned ends.
- Lamps must be installed only in accordance with UNECE regulations.

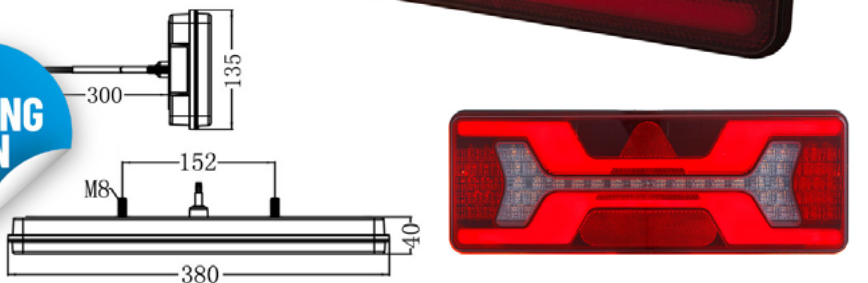


www.myKAMAR.com

### PHOTO AND TECHNICAL DRAWING:



COMING SOON



### TECHNICAL SPECIFICATIONS:

MATERIAL	QUANTITY LED/LM	MOUNTING	WIRE	FUNCTION	WATT	VOLTAGE	CERTYFICATES	PACKING WEIGHT
» Lens: PMMA » Housing: ABS+PC	» 140	» screws	» 300mm	» Tail » Stop » Indicator » Fog » Reverse » Reflex	» 3W » 1,5W » 22W » 5W » 3W	» 12V/24V	» ECE R10 » ECE R148 » ECE R150	» carton dimension: 390x150x70 mm » lamp weight: 846g » 12 pcs/bulk box

We reserve the right to change technical data and any errors. Photos and specifications are for reference only, and the actual product may vary slightly. Reproduction in whole or parts of the catalog without written authorization is prohibited.

# myKAMAR

REFERENCE:  
**L1957**

## REAR LAMP LED 12/24V WITH TRIANGLE LEFT

### WARNINGS FOR THE USER:

- Do not look directly into the light - it may cause damage or even loss of vision.
- Install only in specialized workshops or professional services.
- Use in open space only.
- Use in accordance to the purpose.

### INSTALLATION INSTRUCTIONS:

- It should be used exclusively in accordance with intended use.
- Mount exclusively in specialized workshops.
- The connection between the lamp and vehicle's installation should be isolated with heat-shrink tube or alternatively with isolating tape to avoid getting water and moisture to the copper wire of the lamp which can damage electronic components. When it comes to lamp and plug, the plug should be mounted safely.
- Do not cut off tinned ends.
- Lamps must be installed only in accordance with UNECE regulations.

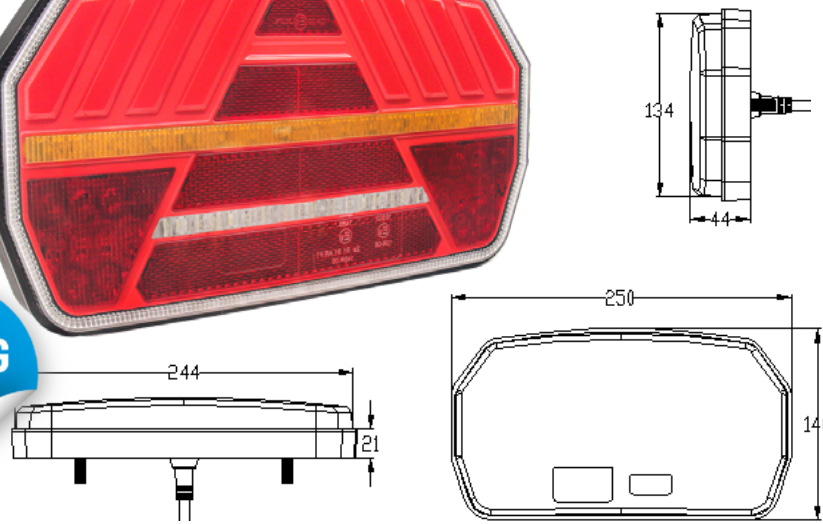


www.myKAMAR.com

### PHOTO AND TECHNICAL DRAWING:



COMING SOON



### TECHNICAL SPECIFICATIONS:

MATERIAL	QUANTITY LED/LM	MOUNTING	WIRE	FUNCTION	WATT	VOLTAGE	CERTYFICATES	PACKING WEIGHT
» Lens: PC » Housing: PC	» 74	» screws	» 490mm	» Tail » Stop » Indicator » Fog » Reverse » Reflex	» 3,5W » 3W » 4W » 4,5W » 3W	» 12V/24V	» ECE R10 » ECE R148 » ECE R150	» carton dimension: 250x145x90mm » lamp weight: 830g » 20 pcs/bulk box

We reserve the right to change technical data and any errors. Photos and specifications are for reference only, and the actual product may vary slightly. Reproduction in whole or parts of the catalog without written authorization is prohibited.



# myKAMAR

REFERENCE:  
**L1958**

REAR LAMP LED 12/24V  
WITH TRIANGLE RIGHT

#### WARNINGS FOR THE USER:

- Do not look directly into the light - it may cause damage or even loss of vision.
- Install only in specialized workshops or professional services.
- Use in open space only.
- Use in accordance to the purpose.

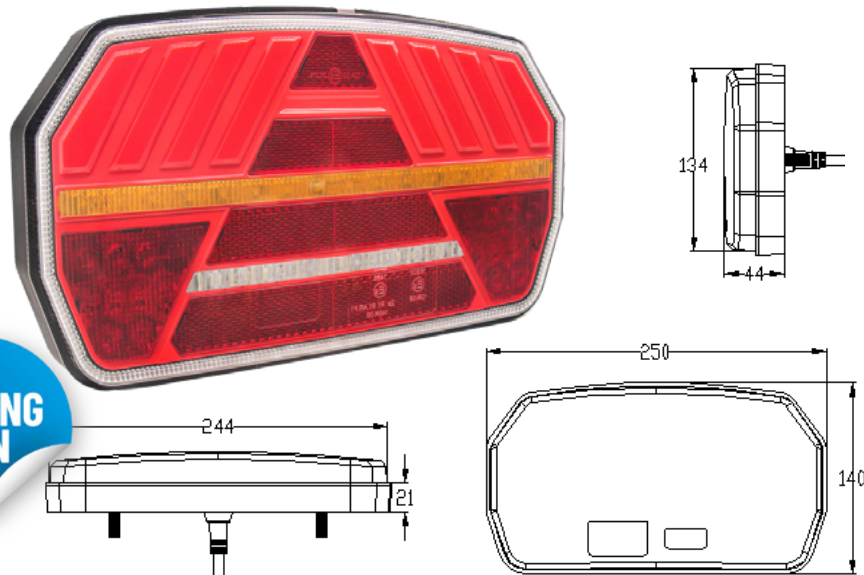
#### INSTALLATION INSTRUCTIONS:

- It should be used exclusively in accordance with intended use.
- Mount exclusively in specialized workshops.
- The connection between the lamp and vehicle's installation should be isolated with heat-shrink tube or alternatively with isolating tape to avoid getting water and moisture to the copper wire of the lamp which can damage electronic components. When it comes to lamp and plug, the plug should be mounted safely.
- Do not cut off tinned ends.
- Lamps must be installed only in accordance with UNECE regulations.



www.myKAMAR.com

#### PHOTO AND TECHNICAL DRAWING:



COMING SOON



#### TECHNICAL SPECIFICATIONS:

MATERIAL	QUANTITY LED/LM	MOUNTING	WIRE	FUNCTION	WATT	VOLTAGE	CERTIFICATES	PACKING WEIGHT
» Lens: PC » Housing: PC	» 74	» screws	» 490mm	» Tail » Stop » Indicator » Fog » Reverse » Reflex	» 3,5W » 3W » 4W » 4,5W » 3W	» 12V/24V	» ECE R10 » ECE R148 » ECE R150	» carton dimension: 250X145X90mm » lamp weight: 830g » 20 pcs/bulk box

We reserve the right to change technical data and any errors. Photos and specifications are for reference only, and the actual product may vary slightly. Reproduction in whole or parts of the catalog without written authorization is prohibited.

# myKAMAR

REFERENCE:  
**L1960**

REAR LAMP LED 12/24V  
RECTANGLE RIGHT

#### WARNINGS FOR THE USER:

- Do not look directly into the light - it may cause damage or even loss of vision.
- Install only in specialized workshops or professional services.
- Use in open space only.
- Use in accordance to the purpose.

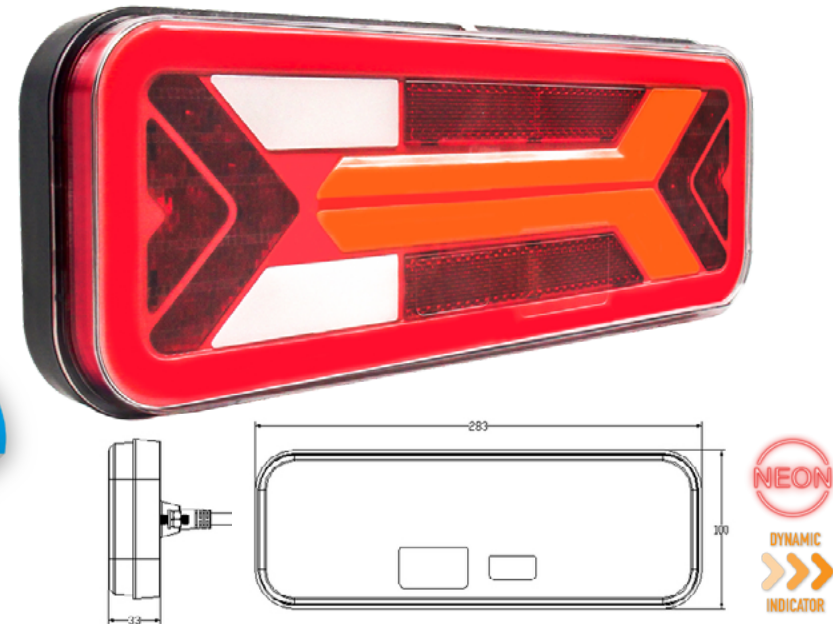
#### INSTALLATION INSTRUCTIONS:

- It should be used exclusively in accordance with intended use.
- Mount exclusively in specialized workshops.
- The connection between the lamp and vehicle's installation should be isolated with heat-shrink tube or alternatively with isolating tape to avoid getting water and moisture to the copper wire of the lamp which can damage electronic components. When it comes to lamp and plug, the plug should be mounted safely.
- Do not cut off tinned ends.
- Lamps must be installed only in accordance with UNECE regulations.



www.myKAMAR.com

#### PHOTO AND TECHNICAL DRAWING:



COMING SOON



#### TECHNICAL SPECIFICATIONS:

MATERIAL	QUANTITY LED/LM	MOUNTING	WIRE	FUNCTION	WATT	VOLTAGE	CERTIFICATES	PACKING WEIGHT
» Lens: PC » Housing: PC	» 98	» screws	» 490mm	» Tail » Stop » Indicator » Fog » Reverse » Reflex	» 3,5W » 3W » 8W » 4W » 6,5W	» 12V/24V	» ECE R3 » ECE R6 » ECE R7 » ECE R10 » ECE R23 » ECE R38	» carton dimension: 285X105X70 mm » lamp weight: 680g » 20 pcs/bulk box

We reserve the right to change technical data and any errors. Photos and specifications are for reference only, and the actual product may vary slightly. Reproduction in whole or parts of the catalog without written authorization is prohibited.

# myKAMAR

REFERENCE:  
**L1959**

REAR LAMP LED 12/24V  
RECTANGLE LEFT

#### WARNINGS FOR THE USER:

- Do not look directly into the light - it may cause damage or even loss of vision.
- Install only in specialized workshops or professional services.
- Use in open space only.
- Use in accordance to the purpose.

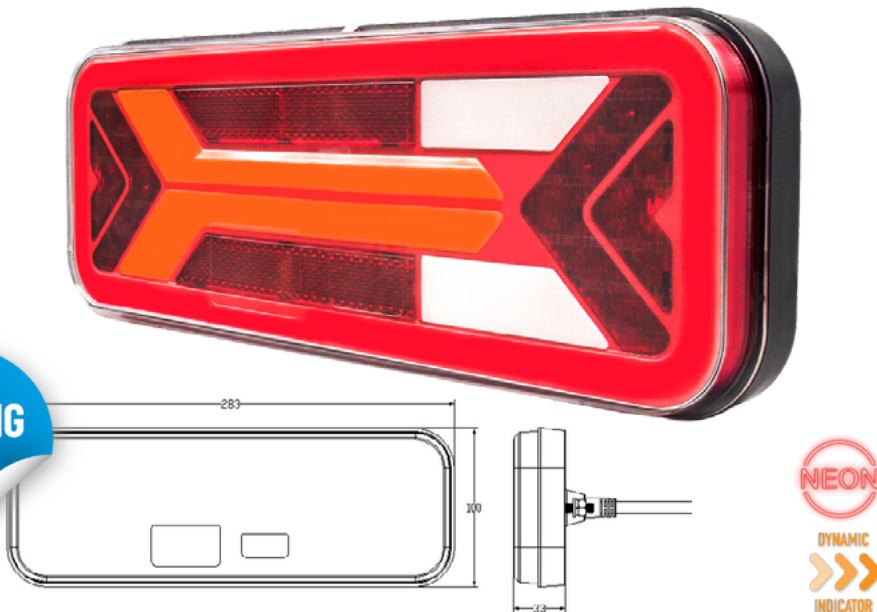
#### INSTALLATION INSTRUCTIONS:

- It should be used exclusively in accordance with intended use.
- Mount exclusively in specialized workshops.
- The connection between the lamp and vehicle's installation should be isolated with heat-shrink tube or alternatively with isolating tape to avoid getting water and moisture to the copper wire of the lamp which can damage electronic components. When it comes to lamp and plug, the plug should be mounted safely.
- Do not cut off tinned ends.
- Lamps must be installed only in accordance with UNECE regulations.



www.myKAMAR.com

#### PHOTO AND TECHNICAL DRAWING:



COMING SOON



#### TECHNICAL SPECIFICATIONS:

MATERIAL	QUANTITY LED/LM	MOUNTING	WIRE	FUNCTION	WATT	VOLTAGE	CERTIFICATES	PACKING WEIGHT
» Lens: PC » Housing: PC	» 98	» screws	» 490mm	» Tail » Stop » Indicator » Fog » Reverse » Reflex	» 3,5W » 3W » 8W » 4W » 6,5W	» 12V/24V	» ECE R3 » ECE R6 » ECE R7 » ECE R10 » ECE R23 » ECE R38	» carton dimension: 285X105X70 mm » lamp weight: 680g » 20 pcs/bulk box

We reserve the right to change technical data and any errors. Photos and specifications are for reference only, and the actual product may vary slightly. Reproduction in whole or parts of the catalog without written authorization is prohibited.

# myKAMAR

REFERENCE:  
**L1961**

REAR LAMP LED 12/24V  
WITH TRIANGLE LEFT

#### WARNINGS FOR THE USER:

- Do not look directly into the light - it may cause damage or even loss of vision.
- Install only in specialized workshops or professional services.
- Use in open space only.
- Use in accordance to the purpose.

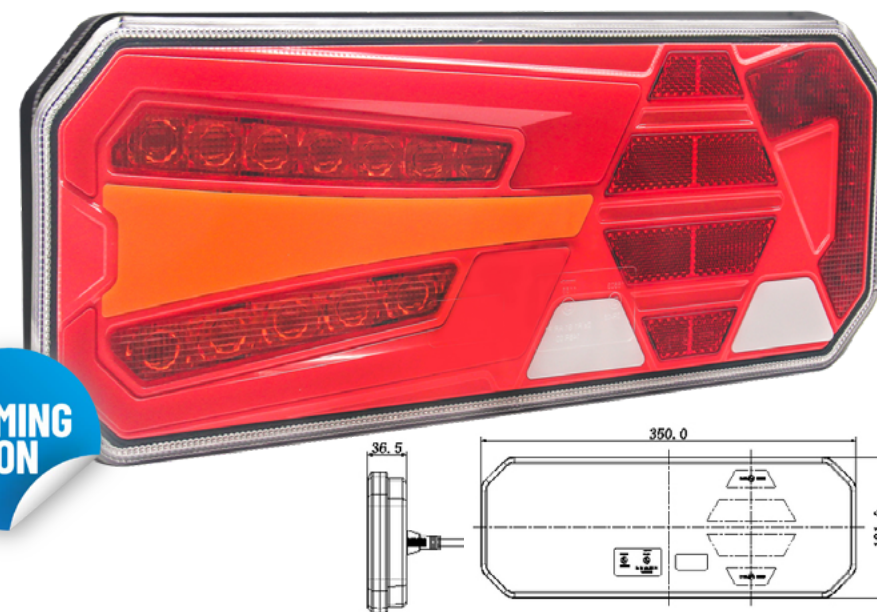
#### INSTALLATION INSTRUCTIONS:

- It should be used exclusively in accordance with intended use.
- Mount exclusively in specialized workshops.
- The connection between the lamp and vehicle's installation should be isolated with heat-shrink tube or alternatively with isolating tape to avoid getting water and moisture to the copper wire of the lamp which can damage electronic components. When it comes to lamp and plug, the plug should be mounted safely.
- Do not cut off tinned ends.
- Lamps must be installed only in accordance with UNECE regulations.



www.myKAMAR.com

#### PHOTO AND TECHNICAL DRAWING:



COMING SOON



#### TECHNICAL SPECIFICATIONS:

MATERIAL	QUANTITY LED/LM	MOUNTING	WIRE	FUNCTION	WATT	VOLTAGE	CERTIFICATES	PACKING WEIGHT
» Lens: PC » Housing: PC	» 82	» screws	» 490mm	» Tail » Stop » Indicator » Fog » Reverse » Reflex	» 3,5W » 3,5W » 10W » 6W » 10W	» 12V/24V	» ECE R3 » ECE R10 » ECE R148	» carton dimension: 360X140X87 mm » lamp weight: 1000g » 20 pcs/bulk box

We reserve the right to change technical data and any errors. Photos and specifications are for reference only, and the actual product may vary slightly. Reproduction in whole or parts of the catalog without written authorization is prohibited.



myKAMAR

REFERENCE:  
L1962

REAR LAMP LED 12/24V  
WITH TRIANGLE RIGHT

WARNINGS FOR THE USER:

- Do not look directly into the light - it may cause damage or even loss of vision.
- Install only in specialized workshops or professional services.
- Use in open space only.
- Use in accordance to the purpose.


INSTALLATION INSTRUCTIONS:

- It should be used exclusively in accordance with intended use.
- Mount exclusively in specialized workshops.
- The connection between the lamp and vehicle's installation should be isolated with heat-shrink tube or alternatively with isolating tape to avoid getting water and moisture to the copper wire of the lamp which can damage electronic components. When it comes to lamp and plug, the plug should be mounted safely.
- Do not cut off tinned ends.
- Lamps must be installed only in accordance with UNECE regulations.



www.myKAMAR.com

PHOTO AND TECHNICAL DRAWING:



COMING SOON

TECHNICAL SPECIFICATIONS:

MATERIAL	QUANTITY LED/LM	MOUNTING	WIRE	FUNCTION	WATT	VOLTAGE	CERTIFICATES	PACKING WEIGHT
» Lens: PC » Housing: PC	» 82	» screws	» 490mm	» Tail » Stop » Indicator » Fog » Reverse » Reflex	» 3,5W » 3,5W » 10W » 6W » 10W	» 12V/24V	» ECE R3 » ECE R10 » ECE R148	» carton dimension: 360X140X87 mm » lamp weight: 1000g » 20 pcs/bulk box

We reserve the right to change technical data and any errors. Photos and specifications are for reference only, and the actual product may vary slightly. Reproduction in whole or parts of the catalog without written authorization is prohibited.

myKAMAR

REFERENCE:  
L2413

TAIL LAMP LED NEON 12/24V  
RIGHT

WARNINGS FOR THE USER:

- Do not look directly into the light - it may cause damage or even loss of vision.
- Install only in specialized workshops or professional services.
- Use in open space only.
- Use in accordance to the purpose.


INSTALLATION INSTRUCTIONS:

- It should be used exclusively in accordance with intended use.
- Mount exclusively in specialized workshops.
- The connection between the lamp and vehicle's installation should be isolated with heat-shrink tube or alternatively with isolating tape to avoid getting water and moisture to the copper wire of the lamp which can damage electronic components. When it comes to lamp and plug, the plug should be mounted safely.
- Do not cut off tinned ends.
- Lamps must be installed only in accordance with UNECE regulations.



www.myKAMAR.com

PHOTO AND TECHNICAL DRAWING:



COMING SOON

TECHNICAL SPECIFICATIONS:

MATERIAL	QUANTITY LED/LM	MOUNTING	WIRE	FUNCTION	WATT	VOLTAGE	CERTIFICATES	PACKING WEIGHT
» Lens: PC » Housing: ABS	» 55	» screws	» 150mm	» tail » stop » indicator » NPL » reflex	» 1W » 4,5W » 1,2W » 1,2W	» 12V/24V	» ECE R3 » ECE R4 » ECE R6 » ECE R7 » ECE R10	» carton dimension: 115x65x135 mm » lamp weight: 225g » 50 pcs/bulk box

We reserve the right to change technical data and any errors. Photos and specifications are for reference only, and the actual product may vary slightly. Reproduction in whole or parts of the catalog without written authorization is prohibited.

myKAMAR

REFERENCE:  
L2412

TAIL LAMP LED NEON 12/24V  
LEFT

WARNINGS FOR THE USER:

- Do not look directly into the light - it may cause damage or even loss of vision.
- Install only in specialized workshops or professional services.
- Use in open space only.
- Use in accordance to the purpose.


INSTALLATION INSTRUCTIONS:

- It should be used exclusively in accordance with intended use.
- Mount exclusively in specialized workshops.
- The connection between the lamp and vehicle's installation should be isolated with heat-shrink tube or alternatively with isolating tape to avoid getting water and moisture to the copper wire of the lamp which can damage electronic components. When it comes to lamp and plug, the plug should be mounted safely.
- Do not cut off tinned ends.
- Lamps must be installed only in accordance with UNECE regulations.



www.myKAMAR.com

PHOTO AND TECHNICAL DRAWING:



COMING SOON

TECHNICAL SPECIFICATIONS:

MATERIAL	QUANTITY LED/LM	MOUNTING	WIRE	FUNCTION	WATT	VOLTAGE	CERTIFICATES	PACKING WEIGHT
» Lens: PC » Housing: ABS	» 55	» screws	» 150mm	» tail » stop » indicator » NPL » reflex	» 1W » 4,5W » 1,2W » 1,2W	» 12V/24V	» ECE R3 » ECE R4 » ECE R6 » ECE R7 » ECE R10	» carton dimension: 115x65x135 mm » lamp weight: 225g » 50 pcs/bulk box

We reserve the right to change technical data and any errors. Photos and specifications are for reference only, and the actual product may vary slightly. Reproduction in whole or parts of the catalog without written authorization is prohibited.

myKAMAR

REFERENCE:  
L2415

TAIL LAMP LED NEON2 12/24V  
LEFT

WARNINGS FOR THE USER:

- Do not look directly into the light - it may cause damage or even loss of vision.
- Install only in specialized workshops or professional services.
- Use in open space only.
- Use in accordance to the purpose.


INSTALLATION INSTRUCTIONS:

- It should be used exclusively in accordance with intended use.
- Mount exclusively in specialized workshops.
- The connection between the lamp and vehicle's installation should be isolated with heat-shrink tube or alternatively with isolating tape to avoid getting water and moisture to the copper wire of the lamp which can damage electronic components. When it comes to lamp and plug, the plug should be mounted safely.
- Do not cut off tinned ends.
- Lamps must be installed only in accordance with UNECE regulations.



www.myKAMAR.com

PHOTO AND TECHNICAL DRAWING:



COMING SOON

TECHNICAL SPECIFICATIONS:

MATERIAL	QUANTITY LED/LM	MOUNTING	WIRE	FUNCTION	WATT	VOLTAGE	CERTIFICATES	PACKING WEIGHT
» Lens: PC » Housing: ABS	» 41	» screws	» 250mm	» tail » stop » indicator » NPL » reflex	» 2,7W » 1W » 3W » 0,5W	» 12V/24V	» ECE R3 » ECE R10 » ECE R148	» carton dimension: 115x60x114 mm » lamp weight: 250g » 40 pcs/bulk box

We reserve the right to change technical data and any errors. Photos and specifications are for reference only, and the actual product may vary slightly. Reproduction in whole or parts of the catalog without written authorization is prohibited.



# myKAMAR

REFERENCE:  
**L2416**

**TAIL LAMP LED NEON2 12/24V  
RIGHT**

#### WARNINGS FOR THE USER:

- Do not look directly into the light - it may cause damage or even loss of vision.
- Install only in specialized workshops or professional services.
- Use in open space only.
- Use in accordance to the purpose.


#### INSTALLATION INSTRUCTIONS:

- It should be used exclusively in accordance with intended use.
- Mount exclusively in specialized workshops.
- The connection between the lamp and vehicle's installation should be isolated with heat-shrink tube or alternatively with isolating tape to avoid getting water and moisture to the copper wire of the lamp which can damage electronic components. When it comes to lamp and plug, the plug should be mounted safely.
- Do not cut off tinned ends.
- Lamps must be installed only in accordance with UNECE regulations.



[www.myKAMAR.com](http://www.myKAMAR.com)

#### PHOTO AND TECHNICAL DRAWING:



COMING  
SOON

#### TECHNICAL SPECIFICATIONS:

MATERIAL	QUANTITY LED/LM	MOUNTING	WIRE	FUNCTION	WATT	VOLTAGE	CERTYFICATES	PACKING WEIGHT
» Lens: PC » Housing: ABS	» 41	» screws	» 250mm	» tail » stop » indicator » NPL » reflex	» 2,7W » 1W » 3W » 0,5W	» 12V/24V	» ECE R3 » ECE R10 » ECE R148	» carton dimension: 115x60x114 mm » lamp weight: 250g » 40 pcs/bulk box

We reserve the right to change technical data and any errors. Photos and specifications are for reference only, and the actual product may vary slightly. Reproduction in whole or parts of the catalog without written authorization is prohibited.



# myKAMAR

REFERENCE:  
**L1300**

**SIDE MARKER LAMP KMR8  
LED 178MM 12/24V LEFT**

#### WARNINGS FOR THE USER:

- Do not look directly into the light - it may cause damage or even loss of vision.
- Install only in specialized workshops or professional services.
- Use in open space only.
- Use in accordance to the purpose.

#### INSTALLATION INSTRUCTIONS:

- It should be used exclusively in accordance with intended use.
- Mount exclusively in specialized workshops.
- The connection between the lamp and vehicle's installation should be isolated with heat-shrink tube or alternatively with isolating tape to avoid getting water and moisture to the copper wire of the lamp which can damage electronic components. When it comes to lamp and plug, the plug should be mounted safely.
- Do not cut off tinned ends.
- Lamps must be installed only in accordance with UNECE regulations.



[www.myKAMAR.com](http://www.myKAMAR.com)

#### PHOTO AND TECHNICAL DRAWING:



COMING  
SOON

#### TECHNICAL SPECIFICATIONS:

MATERIAL	QUANTITY LED/LM	MOUNTING	WIRE	FUNCTION	WATT	VOLTAGE	CERTYFICATES	PACKING WEIGHT
» Lens: PC » Housing: PVC	» 3	» screws	» 350mm	» Tail front » Tail rear » Side marker	» 12V - 0.6W » 24V - 1.2W	» 12V/24V	» ECE R10 » ECE R148	» carton dimension: 240x260x200 mm » lamp weight: 242g » 40 pcs/bulk box

We reserve the right to change technical data and any errors. Photos and specifications are for reference only, and the actual product may vary slightly. Reproduction in whole or parts of the catalog without written authorization is prohibited.



# myKAMAR

REFERENCE:  
**L2412-Z**

**SET LAMP LED NEON 12/24V**

#### WARNINGS FOR THE USER:

- Do not look directly into the light - it may cause damage or even loss of vision.
- Install only in specialized workshops or professional services.
- Use in open space only.
- Use in accordance to the purpose.

#### INSTALLATION INSTRUCTIONS:

- It should be used exclusively in accordance with intended use.
- Mount exclusively in specialized workshops.
- The connection between the lamp and vehicle's installation should be isolated with heat-shrink tube or alternatively with isolating tape to avoid getting water and moisture to the copper wire of the lamp which can damage electronic components. When it comes to lamp and plug, the plug should be mounted safely.
- Do not cut off tinned ends.
- Lamps must be installed only in accordance with UNECE regulations.



[www.myKAMAR.com](http://www.myKAMAR.com)

#### PHOTO AND TECHNICAL DRAWING:



COMING  
SOON

#### TECHNICAL SPECIFICATIONS:

MATERIAL	QUANTITY LED/LM	MOUNTING	WIRE	FUNCTION	WATT	VOLTAGE	CERTYFICATES	PACKING WEIGHT
» Lens: PC » Housing: ABS	» 55	» magnet	» 7,5 + 2,5	» tail » stop » indicator » NPL » reflex	» 1W » 4,5W » 1,2W » 1,2W	» 12V/24V	» ECE R3 » ECE R4 » ECE R6 » ECE R7 » ECE R10	» carton dimension: 270x260x80 mm » lamp weight: 225g » 50 pcs/bulk box

We reserve the right to change technical data and any errors. Photos and specifications are for reference only, and the actual product may vary slightly. Reproduction in whole or parts of the catalog without written authorization is prohibited.



# myKAMAR

REFERENCE:  
**L1301**

**SIDE MARKER LAMP KMR8  
LED 178MM 12/24V RIGHT**

#### WARNINGS FOR THE USER:

- Do not look directly into the light - it may cause damage or even loss of vision.
- Install only in specialized workshops or professional services.
- Use in open space only.
- Use in accordance to the purpose.

#### INSTALLATION INSTRUCTIONS:

- It should be used exclusively in accordance with intended use.
- Mount exclusively in specialized workshops.
- The connection between the lamp and vehicle's installation should be isolated with heat-shrink tube or alternatively with isolating tape to avoid getting water and moisture to the copper wire of the lamp which can damage electronic components. When it comes to lamp and plug, the plug should be mounted safely.
- Do not cut off tinned ends.
- Lamps must be installed only in accordance with UNECE regulations.



[www.myKAMAR.com](http://www.myKAMAR.com)

#### PHOTO AND TECHNICAL DRAWING:



COMING  
SOON

#### TECHNICAL SPECIFICATIONS:

MATERIAL	QUANTITY LED/LM	MOUNTING	WIRE	FUNCTION	WATT	VOLTAGE	CERTYFICATES	PACKING WEIGHT
» Lens: PC » Housing: PVC	» 3	» screws	» 350mm	» Tail front » Tail rear » Side marker	» 12V - 0.6W » 24V - 1.2W	» 12V/24V	» ECE R10 » ECE R148	» carton dimension: 240x260x200 mm » lamp weight: 242g » 40 pcs/bulk box

We reserve the right to change technical data and any errors. Photos and specifications are for reference only, and the actual product may vary slightly. Reproduction in whole or parts of the catalog without written authorization is prohibited.





myKAMAR

REFERENCE:  
L1302

SIDE MARKER LAMP KMR8 LED  
135MM 12/24V LEFT

WARNINGS FOR THE USER:

- Do not look directly into the light - it may cause damage or even loss of vision.
- Install only in specialized workshops or professional services.
- Use in open space only.
- Use in accordance to the purpose.

INSTALLATION INSTRUCTIONS:

- It should be used exclusively in accordance with intended use.
- Mount exclusively in specialized workshops.
- The connection between the lamp and vehicle's installation should be isolated with heat-shrink tube or alternatively with isolating tape to avoid getting water and moisture to the copper wire of the lamp which can damage electronic components. When it comes to lamp and plug, the plug should be mounted safely.
- Do not cut off tinned ends.
- Lamps must be installed only in accordance with UNECE regulations.

COMING SOON

TRUCK LED T

www.myKAMAR.com

PHOTO AND TECHNICAL DRAWING:

TECHNICAL SPECIFICATIONS:

MATERIAL	QUANTITY LED/LM	MOUNTING	WIRE	FUNCTION	WATT	VOLTAGE	CERTYFICATES	PACKING WEIGHT
» Lens: PC » Housing: PVC	» 3	» screws	» 350mm	» Tail front » Tail rear » Side marker	» 12V - 0.6W » 24V - 1.2W	» 12V/24V	» ECE R10 » ECE R148	» carton dimension: 240x260x200 mm » lamp weight: 194g » 50 pcs/bulk box

We reserve the right to change technical data and any errors. Photos and specifications are for reference only, and the actual product may vary slightly. Reproduction in whole or parts of the catalog without written authorization is prohibited.

myKAMAR

REFERENCE:  
L1304

SIDE MARKER LAMP KMR8 LED  
100MM 12/24V

WARNINGS FOR THE USER:

- Do not look directly into the light - it may cause damage or even loss of vision.
- Install only in specialized workshops or professional services.
- Use in open space only.
- Use in accordance to the purpose.

INSTALLATION INSTRUCTIONS:

- It should be used exclusively in accordance with intended use.
- Mount exclusively in specialized workshops.
- The connection between the lamp and vehicle's installation should be isolated with heat-shrink tube or alternatively with isolating tape to avoid getting water and moisture to the copper wire of the lamp which can damage electronic components. When it comes to lamp and plug, the plug should be mounted safely.
- Do not cut off tinned ends.
- Lamps must be installed only in accordance with UNECE regulations.

COMING SOON

TRUCK LED T

www.myKAMAR.com

PHOTO AND TECHNICAL DRAWING:

TECHNICAL SPECIFICATIONS:

MATERIAL	QUANTITY LED/LM	MOUNTING	WIRE	FUNCTION	WATT	VOLTAGE	CERTYFICATES	PACKING WEIGHT
» Lens: PC » Housing: PVC	» 3	» screws	» 350mm	» Tail front » Tail rear » Side marker	» 12V - 0.6W » 24V - 1.2W	» 12V/24V	» ECE R10 » ECE R148	» carton dimension: 240x260x200 mm » lamp weight: 163g » 60 pcs/bulk box

We reserve the right to change technical data and any errors. Photos and specifications are for reference only, and the actual product may vary slightly. Reproduction in whole or parts of the catalog without written authorization is prohibited.

myKAMAR

REFERENCE:  
L1303

SIDE MARKER LAMP KMR8 LED  
135MM 12/24V RIGHT

WARNINGS FOR THE USER:

- Do not look directly into the light - it may cause damage or even loss of vision.
- Install only in specialized workshops or professional services.
- Use in open space only.
- Use in accordance to the purpose.

INSTALLATION INSTRUCTIONS:

- It should be used exclusively in accordance with intended use.
- Mount exclusively in specialized workshops.
- The connection between the lamp and vehicle's installation should be isolated with heat-shrink tube or alternatively with isolating tape to avoid getting water and moisture to the copper wire of the lamp which can damage electronic components. When it comes to lamp and plug, the plug should be mounted safely.
- Do not cut off tinned ends.
- Lamps must be installed only in accordance with UNECE regulations.

COMING SOON

TRUCK LED T

www.myKAMAR.com

PHOTO AND TECHNICAL DRAWING:

TECHNICAL SPECIFICATIONS:

MATERIAL	QUANTITY LED/LM	MOUNTING	WIRE	FUNCTION	WATT	VOLTAGE	CERTYFICATES	PACKING WEIGHT
» Lens: PC » Housing: PVC	» 3	» screws	» 350mm	» Tail front » Tail rear » Side marker	» 12V - 0.6W » 24V - 1.2W	» 12V/24V	» ECE R10 » ECE R148	» carton dimension: 240x260x200 mm » lamp weight: 194g » 50 pcs/bulk box

We reserve the right to change technical data and any errors. Photos and specifications are for reference only, and the actual product may vary slightly. Reproduction in whole or parts of the catalog without written authorization is prohibited.

myKAMAR

REFERENCE:  
L1305

SIDE MARKER LAMP LED  
12/24V LEFT

WARNINGS FOR THE USER:

- Do not look directly into the light - it may cause damage or even loss of vision.
- Install only in specialized workshops or professional services.
- Use in open space only.
- Use in accordance to the purpose.

INSTALLATION INSTRUCTIONS:

- It should be used exclusively in accordance with intended use.
- Mount exclusively in specialized workshops.
- The connection between the lamp and vehicle's installation should be isolated with heat-shrink tube or alternatively with isolating tape to avoid getting water and moisture to the copper wire of the lamp which can damage electronic components. When it comes to lamp and plug, the plug should be mounted safely.
- Do not cut off tinned ends.
- Lamps must be installed only in accordance with UNECE regulations.

COMING SOON

TRUCK LED T

www.myKAMAR.com

PHOTO AND TECHNICAL DRAWING:

TECHNICAL SPECIFICATIONS:

MATERIAL	QUANTITY LED/LM	MOUNTING	WIRE	FUNCTION	WATT	VOLTAGE	CERTYFICATES	PACKING WEIGHT
» Lens: PC » Housing: PC	» 27	» screws	» 400mm	» Tail front » Tail rear » Side marker	» 2.5W » 4.5W » 1W	» 12V/24V	» ECE R7 » ECE R10 » ECE R91	» carton dimension: 235x100x63 mm » lamp weight: 372g » 20 pcs/bulk box

We reserve the right to change technical data and any errors. Photos and specifications are for reference only, and the actual product may vary slightly. Reproduction in whole or parts of the catalog without written authorization is prohibited.



myKAMAR

REFERENCE:  
L1306

SIDE MARKER LAMP LED  
12/24V RIGHT

WARNINGS FOR THE USER:

- Do not look directly into the light - it may cause damage or even loss of vision.
- Install only in specialized workshops or professional services.
- Use in open space only.
- Use in accordance to the purpose.

INSTALLATION INSTRUCTIONS:

- It should be used exclusively in accordance with intended use.
- Mount exclusively in specialized workshops.
- The connection between the lamp and vehicle's installation should be isolated with heat-shrink tube or alternatively with isolating tape to avoid getting water and moisture to the copper wire of the lamp which can damage electronic components. When it comes to lamp and plug, the plug should be mounted safely.
- Do not cut off tinned ends.
- Lamps must be installed only in accordance with UNECE regulations.

COMING SOON

TRUCK LED T

www.myKAMAR.com

PHOTO AND TECHNICAL DRAWING:

TECHNICAL SPECIFICATIONS:

MATERIAL	QUANTITY LED/LM	MOUNTING	WIRE	FUNCTION	WATT	VOLTAGE	CERTYFICATES	PACKING WEIGHT
» Lens: PC » Housing: PC	» 27	» screws	» 400mm	» Tail front » Tail rear » Side marker	» 2,5W » 4,5W » 1W	» 12V/24V	» ECE R7 » ECE R10 » ECE R91	» carton dimension: 235X100X63 mm » lamp weight: 372g » 20 pcs/bulk box

We reserve the right to change technical data and any errors. Photos and specifications are for reference only, and the actual product may vary slightly. Reproduction in whole or parts of the catalog without written authorization is prohibited.

myKAMAR

REFERENCE:  
L1308

SIDE MARKER LAMP LED  
12/24V DYNAMIC INDICATOR  
RIGHT

WARNINGS FOR THE USER:

- Do not look directly into the light - it may cause damage or even loss of vision.
- Install only in specialized workshops or professional services.
- Use in open space only.
- Use in accordance to the purpose.

INSTALLATION INSTRUCTIONS:

- It should be used exclusively in accordance with intended use.
- Mount exclusively in specialized workshops.
- The connection between the lamp and vehicle's installation should be isolated with heat-shrink tube or alternatively with isolating tape to avoid getting water and moisture to the copper wire of the lamp which can damage electronic components. When it comes to lamp and plug, the plug should be mounted safely.
- Do not cut off tinned ends.
- Lamps must be installed only in accordance with UNECE regulations.

COMING SOON

TRUCK LED T

www.myKAMAR.com

PHOTO AND TECHNICAL DRAWING:

TECHNICAL SPECIFICATIONS:

MATERIAL	QUANTITY LED/LM	MOUNTING	WIRE	FUNCTION	WATT	VOLTAGE	CERTYFICATES	PACKING WEIGHT
» Lens: PC » Housing: PC	» 53	» screws	» 400mm	» Tail front » Tail rear » Indicator » Side marker	» 2,5W » 4,5W » 15,6W » 1W	» 12V/24V	» ECE R6 » ECE R7 » ECE R10 » ECE R91	» carton dimension: 235X100X63 mm » lamp weight: 372g » 20 pcs/bulk box

We reserve the right to change technical data and any errors. Photos and specifications are for reference only, and the actual product may vary slightly. Reproduction in whole or parts of the catalog without written authorization is prohibited.

myKAMAR

REFERENCE:  
L1307

SIDE MARKER LAMP LED  
12/24V DYNAMIC INDICATOR  
LEFT

WARNINGS FOR THE USER:

- Do not look directly into the light - it may cause damage or even loss of vision.
- Install only in specialized workshops or professional services.
- Use in open space only.
- Use in accordance to the purpose.

INSTALLATION INSTRUCTIONS:

- It should be used exclusively in accordance with intended use.
- Mount exclusively in specialized workshops.
- The connection between the lamp and vehicle's installation should be isolated with heat-shrink tube or alternatively with isolating tape to avoid getting water and moisture to the copper wire of the lamp which can damage electronic components. When it comes to lamp and plug, the plug should be mounted safely.
- Do not cut off tinned ends.
- Lamps must be installed only in accordance with UNECE regulations.

COMING SOON

TRUCK LED T

www.myKAMAR.com

PHOTO AND TECHNICAL DRAWING:

TECHNICAL SPECIFICATIONS:

MATERIAL	QUANTITY LED/LM	MOUNTING	WIRE	FUNCTION	WATT	VOLTAGE	CERTYFICATES	PACKING WEIGHT
» Lens: PC » Housing: PC	» 53	» screws	» 400mm	» Tail front » Tail rear » Indicator » Side marker	» 2,5W » 4,5W » 15,6W » 1W	» 12V/24V	» ECE R6 » ECE R7 » ECE R10 » ECE R91	» carton dimension: 235X100X63 mm » lamp weight: 372g » 20 pcs/bulk box

We reserve the right to change technical data and any errors. Photos and specifications are for reference only, and the actual product may vary slightly. Reproduction in whole or parts of the catalog without written authorization is prohibited.

myKAMAR

REFERENCE:  
L1894

NUMBER PLATE LAMP 12XLED  
12/24V

WARNINGS FOR THE USER:

- Do not look directly into the light - it may cause damage or even loss of vision.
- Install only in specialized workshops or professional services.
- Use in open space only.
- Use in accordance to the purpose.

INSTALLATION INSTRUCTIONS:

- It should be used exclusively in accordance with intended use.
- Mount exclusively in specialized workshops.
- The connection between the lamp and vehicle's installation should be isolated with heat-shrink tube or alternatively with isolating tape to avoid getting water and moisture to the copper wire of the lamp which can damage electronic components. When it comes to lamp and plug, the plug should be mounted safely.
- Do not cut off tinned ends.
- Lamps must be installed only in accordance with UNECE regulations.

COMING SOON

TRUCK LED T

www.myKAMAR.com

PHOTO AND TECHNICAL DRAWING:

TECHNICAL SPECIFICATIONS:

MATERIAL	QUANTITY LED/LM	MOUNTING	WIRE	FUNCTION	WATT	VOLTAGE	CERTYFICATES	PACKING WEIGHT
» Lens: PC » Housing: ABS	» 12	» screws	» 150mm	» NPL	» 2W	» 12V/24V	» ECE R4 » ECE R10	» carton dimension: 105x40x70 mm » lamp weight: 55g » 50 pcs/bulk box

We reserve the right to change technical data and any errors. Photos and specifications are for reference only, and the actual product may vary slightly. Reproduction in whole or parts of the catalog without written authorization is prohibited.





### WARNINGS FOR THE USER:

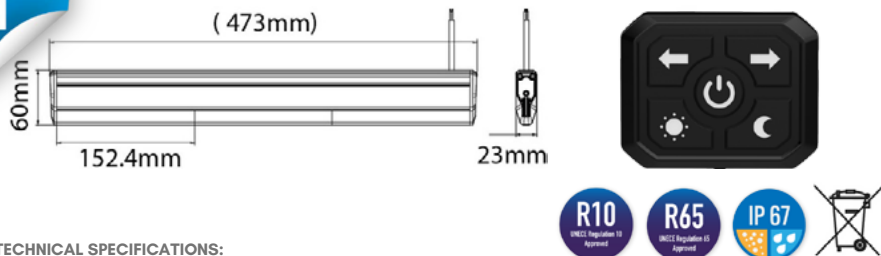
- Do not look directly into the light - It may cause damage or even loss of vision.
- Install only in specialized workshops or professional services.
- Use in open space only.
- Use in accordance to the purpose.

## INSTALLATION INSTRUCTIONS:

- It should be used exclusively in accordance with intended use.
- Mount exclusively in specialized workshops.
- The connection between the lamp and vehicle's installation should be isolated with heat-shrink tube or alternatively with isolating tape to avoid getting water and moisture to the copper wire of the lamp which can damage electronic components. When it comes to lamp and plug, the plug should be mounted safely.
- Do not cut off tinned ends.
- Lamps must be installed only in accordance with UNECE regulations.



**PHOTO AND TECHNICAL DRAWING:**



### TECHNICAL SPECIFICATIONS:

MATERIAL	QUANTITY LED/LM	MOUNTING	WIRE	FUNCTION	WATT	VOLTAGE	CERTIFICATES	PACKING WEIGHT
» Lens: PC » Housing: ABS	» 36	» screws	» 5000mm	» 3 warning flashes » control box	» 13W	» 12V/24V	» ECE R10 » ECE R65	» carton dimension: 80x60x695 mm » lamp weight: 1000g » 20 pcs/bulk box



### WARNINGS FOR THE USER:

- Do not look directly into the light - it may cause damage or even loss of vision.
- Install only in specialized workshops or professional services.
- Use in open space only.
- Use in accordance to the purpose.

## INSTALLATION INSTRUCTIONS:

- It should be used exclusively in accordance with intended use.
- Mount exclusively in specialized workshops.
- The connection between the lamp and vehicle's installation should be isolated with heat-shrink tube or alternatively with isolating tape to avoid getting water and moisture to the copper wire of the lamp which can damage electronic components. When it comes to lamp and plug, the plug should be mounted safely.
- Do not cut off fitted ends.
- Lamps must be installed only in accordance with UNECE regulations.



**PHOTO AND TECHNICAL DRAWING:**



### TECHNICAL SPECIFICATIONS:

MATERIAL	QUANTITY LED/LM	MOUNTING	WIRE	FUNCTION	WATT	VOLTAGE	CERTIFICATES	PACKING WEIGHT
» Lens: PC » Housing: ABS	» 45	» magnet	» 3m spiral cable with plug for lighter socket	» 2 warning flashes	» 20W	» 12V/24V	» ECE R10 » ECE R65	» carton dimension: 150x150x140 mm » lamp weight: 550g » 20 pcs/bulk box



### WARNINGS FOR THE USER:


- Do not look directly into the light - it may cause damage or even loss of vision.
- Install only in specialized workshops or professional services.
- Use in open space only.
- Use in accordance to the purpose.

## INSTALLATION INSTRUCTIONS:

- It should be used exclusively in accordance with intended use.
- Mount exclusively in specialized workshops.
- The connection between the lamp and vehicle's installation should be isolated with heat-shrink tube or alternatively with isolating tape to avoid getting water and moisture to the copper wire of the lamp which can damage electronic components. When it comes to lamp and plug, the plug should be mounted safely.
- Do not cut off tinned ends.
- Lamps must be installed only in accordance with UNECE regulations.



**PHOTO AND TECHNICAL DRAWING:**



### TECHNICAL SPECIFICATIONS:

MATERIAL	QUANTITY LED/LM	MOUNTING	WIRE	FUNCTION	WATT	VOLTAGE	CERTIFICATES	PACKING WEIGHT
» Lens: PC » Housing: ABS	» 45	» screws	» 150mm	» 2 warning flashes	» 20W	» 12V/24V	» ECE R10 » ECE R65	» carton dimension: 150x150x140 mm » lamp weight: 360g » 20 pcs/bulk box



## WARNINGS FOR THE USER:

- Do not look directly into the light - it may cause damage or even loss of vision.
- Install only in specialized workshops or professional services.
- Use in open space only.
- Use in accordance to the purpose.

## INSTALLATION INSTRUCTIONS:

- It should be used exclusively in accordance with intended use.
- Mount exclusively in specialized workshops.
- The connection between the lamp and vehicle's installation should be isolated with heat-shrink tube or alternatively with isolating tape to avoid getting water and moisture to the copper wire of the lamp which can damage electronic components. When it comes to lamp and plug, the plug should be mounted safely.
- Do not cut off timed ends.
- Lamps must be installed only in accordance with UNECE regulations.



**PHOTO AND TECHNICAL DRAWING:**



### TECHNICAL SPECIFICATIONS:

MATERIAL	QUANTITY LED/LM	MOUNTING	WIRE	FUNCTION	WATT	VOLTAGE	CERTIFICATES	PACKING WEIGHT
» Lens: PC » Housing: ABS	» 45	» flexible din base	» no	» 2 warning flashes	» 20W	» 12V/24V	» ECE R10 » ECE R65	» carton dimension: 133x133x210 mm » lamp weight: 510g » 20 pcs/bulk box



myKAMAR

REFERENCE:  
ALR0103

WARNING BEACON SMOOTH  
45X LED SCREW 2 FLASHES

WARNINGS FOR THE USER:

- Do not look directly into the light - it may cause damage or even loss of vision.
- Install only in specialized workshops or professional services.
- Use in open space only.
- Use in accordance to the purpose.

INSTALLATION INSTRUCTIONS:

- It should be used exclusively in accordance with intended use.
- Mount exclusively in specialized workshops.
- The connection between the lamp and vehicle's installation should be isolated with heat-shrink tube or alternatively with isolating tape to avoid getting water and moisture to the copper wire of the lamp which can damage electronic components. When it comes to lamp and plug, the plug should be mounted safely.
- Do not cut off tinned ends.
- Lamps must be installed only in accordance with UNECE regulations.

TRUCKLED

T

www.myKAMAR.com



COMING SOON

R10

R65

IP 67

PHOTO AND TECHNICAL DRAWING:

TECHNICAL SPECIFICATIONS:

MATERIAL	QUANTITY LED/LM	MOUNTING	WIRE	FUNCTION	WATT	VOLTAGE	CERTYFICATES	PACKING WEIGHT
» Lens: PC » Housing: ABS	» 45	» screw	» 150mm	» 2 warning flashes	» 20W	» 12V/24V	» ECE R10 » ECE R65	» carton dimension: 133x133x170 mm » lamp weight: 420g » 20 pcs/bulk box

We reserve the right to change technical data and any errors. Photos and specifications are for reference only, and the actual product may vary slightly. Reproduction in whole or parts of the catalog without written authorization is prohibited.

myKAMAR

REFERENCE:  
ALR0105

WARNING BEACON SMOOTH  
45X LED 2 FLASHES

WARNINGS FOR THE USER:

- Do not look directly into the light - it may cause damage or even loss of vision.
- Install only in specialized workshops or professional services.
- Use in open space only.
- Use in accordance to the purpose.

INSTALLATION INSTRUCTIONS:

- It should be used exclusively in accordance with intended use.
- Mount exclusively in specialized workshops.
- The connection between the lamp and vehicle's installation should be isolated with heat-shrink tube or alternatively with isolating tape to avoid getting water and moisture to the copper wire of the lamp which can damage electronic components. When it comes to lamp and plug, the plug should be mounted safely.
- Do not cut off tinned ends.
- Lamps must be installed only in accordance with UNECE regulations.

TRUCKLED

T

www.myKAMAR.com



COMING SOON

R10

R65

IP 67

PHOTO AND TECHNICAL DRAWING:

TECHNICAL SPECIFICATIONS:

MATERIAL	QUANTITY LED/LM	MOUNTING	WIRE	FUNCTION	WATT	VOLTAGE	CERTYFICATES	PACKING WEIGHT
» Lens: PC » Housing: ABS	» 45	» Quick Fix din base	» no	» 2 warning flashes	» 20W	» 12V/24V	» ECE R10 » ECE R65	» carton dimension: 133x133x170 mm » lamp weight: 400g » 20 pcs/bulk box

We reserve the right to change technical data and any errors. Photos and specifications are for reference only, and the actual product may vary slightly. Reproduction in whole or parts of the catalog without written authorization is prohibited.

myKAMAR

REFERENCE:  
ALR0104

WARNING BEACON SMOOTH  
45X LED MAGNET 2 FLASHES

WARNINGS FOR THE USER:

- Do not look directly into the light - it may cause damage or even loss of vision.
- Install only in specialized workshops or professional services.
- Use in open space only.
- Use in accordance to the purpose.

INSTALLATION INSTRUCTIONS:

- It should be used exclusively in accordance with intended use.
- Mount exclusively in specialized workshops.
- The connection between the lamp and vehicle's installation should be isolated with heat-shrink tube or alternatively with isolating tape to avoid getting water and moisture to the copper wire of the lamp which can damage electronic components. When it comes to lamp and plug, the plug should be mounted safely.
- Do not cut off tinned ends.
- Lamps must be installed only in accordance with UNECE regulations.

TRUCKLED

T

www.myKAMAR.com



COMING SOON

R10

R65

IP 67

PHOTO AND TECHNICAL DRAWING:

TECHNICAL SPECIFICATIONS:

MATERIAL	QUANTITY LED/LM	MOUNTING	WIRE	FUNCTION	WATT	VOLTAGE	CERTYFICATES	PACKING WEIGHT
» Lens: PC » Housing: ABS	» 45	» magnet	» 3m spiral cable with plug for lighter socket	» 2 warning flashes	» 20W	» 12V/24V	» ECE R10 » ECE R65	» carton dimension: 150x150x140 mm » lamp weight: 560g » 20 pcs/bulk box

We reserve the right to change technical data and any errors. Photos and specifications are for reference only, and the actual product may vary slightly. Reproduction in whole or parts of the catalog without written authorization is prohibited.

myKAMAR

REFERENCE:  
ALR0106

WARNING BEACON SMOOTH  
45X LED QUICK FLEX  
2 FLASHES

WARNINGS FOR THE USER:

- Do not look directly into the light - it may cause damage or even loss of vision.
- Install only in specialized workshops or professional services.
- Use in open space only.
- Use in accordance to the purpose.

INSTALLATION INSTRUCTIONS:

- It should be used exclusively in accordance with intended use.
- Mount exclusively in specialized workshops.
- The connection between the lamp and vehicle's installation should be isolated with heat-shrink tube or alternatively with isolating tape to avoid getting water and moisture to the copper wire of the lamp which can damage electronic components. When it comes to lamp and plug, the plug should be mounted safely.
- Do not cut off tinned ends.
- Lamps must be installed only in accordance with UNECE regulations.

TRUCKLED

T

www.myKAMAR.com



COMING SOON

R10

R65

IP 67

PHOTO AND TECHNICAL DRAWING:

TECHNICAL SPECIFICATIONS:

MATERIAL	QUANTITY LED/LM	MOUNTING	WIRE	FUNCTION	WATT	VOLTAGE	CERTYFICATES	PACKING WEIGHT
» Lens: PC » Housing: ABS	» 45	» Quick Fix din base	» no	» 2 warning flashes	» 20W	» 12V/24V	» ECE R10 » ECE R65	» carton dimension: 133x133x210 mm » lamp weight: 490g » 20 pcs/bulk box

We reserve the right to change technical data and any errors. Photos and specifications are for reference only, and the actual product may vary slightly. Reproduction in whole or parts of the catalog without written authorization is prohibited.





REFERENCE:  
**L3425**

**HEAD LAMP BEZEL-LESS  
MEDIUM 12/24V LED**

**WARNINGS FOR THE USER:**

- Do not look directly into the light - it may cause damage or even loss of vision.
- Install only in specialized workshops or professional services.
- Use in open space only.
- Use in accordance to the purpose.

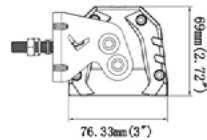
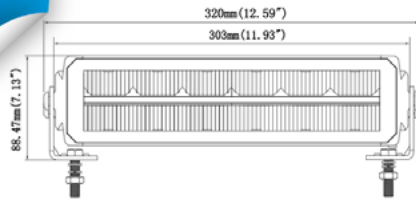

**INSTALLATION INSTRUCTIONS:**

- It should be used exclusively in accordance with intended use.
- Mount exclusively in specialized workshops.
- The connection between the lamp and vehicle's installation should be isolated with heat-shrink tube or alternatively with isolating tape to avoid getting water and moisture to the copper wire of the lamp which can damage electronic components. When it comes to lamp and plug, the plug should be mounted safely.
- Do not cut off tinned ends.
- Lamps must be installed only in accordance with UNECE regulations.



[www.myKAMAR.com](http://www.myKAMAR.com)

**PHOTO AND TECHNICAL DRAWING:**



**TECHNICAL SPECIFICATIONS:**

MATERIAL	QUANTITY LED/LM	MOUNTING	WIRE	FUNCTION	WATT	VOLTAGE	CERTYFICATES	PACKING WEIGHT
» Lens: PC » Housing: AL	» 12 + 24 » 4708 LM	» screw	» 250mm with DT connector	» line position » driving light	» 4,5W » 45W	» 12V/24V	» ECE R10 » ECE R148 » ECE R149	» carton dimension: 400x110x95 mm » lamp weight: 1400g » 8 pcs/bulk box

We reserve the right to change technical data and any errors. Photos and specifications are for reference only, and the actual product may vary slightly. Reproduction in whole or parts of the catalog without written authorization is prohibited.



REFERENCE:  
**L3426**

**HEAD LAMP LED R148 R149  
R65 12/24V**

**WARNINGS FOR THE USER:**

- Do not look directly into the light - it may cause damage or even loss of vision.
- Install only in specialized workshops or professional services.
- Use in open space only.
- Use in accordance to the purpose.

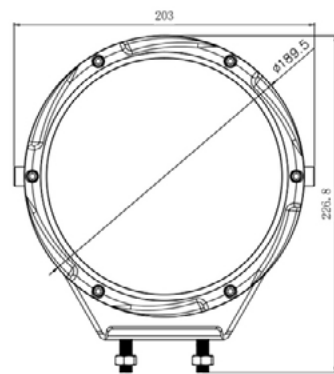
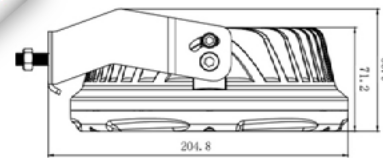

**INSTALLATION INSTRUCTIONS:**

- It should be used exclusively in accordance with intended use.
- Mount exclusively in specialized workshops.
- The connection between the lamp and vehicle's installation should be isolated with heat-shrink tube or alternatively with isolating tape to avoid getting water and moisture to the copper wire of the lamp which can damage electronic components. When it comes to lamp and plug, the plug should be mounted safely.
- Do not cut off tinned ends.
- Lamps must be installed only in accordance with UNECE regulations.



[www.myKAMAR.com](http://www.myKAMAR.com)

**PHOTO AND TECHNICAL DRAWING:**



**TECHNICAL SPECIFICATIONS:**

MATERIAL	QUANTITY LED/LM	MOUNTING	WIRE	FUNCTION	WATT	VOLTAGE	CERTYFICATES	PACKING WEIGHT
» Lens: PC » Housing: AL	» 24 + 20 + 20 » 10920 LM	» screw	» 250mm	» line position » driving light » warning lamp	» 4,5W » 100W » 4,5W	» 12V/24V	» ECE R10 » ECE R65 » ECE R148 » ECE R149	» carton dimension: 240x220x103 mm » lamp weight: 1000g » 4 pcs/bulk box

We reserve the right to change technical data and any errors. Photos and specifications are for reference only, and the actual product may vary slightly. Reproduction in whole or parts of the catalog without written authorization is prohibited.



**KAMAR S.K.A.**

Al. Armii Krajowej 254  
85-689 Bydgoszcz  
Polska

NIP 554-039-23-83  
REGON 093051226

tel: /+48 / 52 326 71 50  
fax: /+48 / 52 326 71 58  
[info@truck-kamar.pl](mailto:info@truck-kamar.pl)